

19



Europäisches Patentamt
European Patent Office
Office européen des brevets

11

Publication number:

**0 227 932
A1**

12

EUROPEAN PATENT APPLICATION

21

Application number: 86115920.0

51

Int. Cl.4: **C07D 471/04** , C07D 491/052 ,
C07D 491/22 , C07D 495/04 ,
C07D 498/04 , A01N 43/90

22

Date of filing: 17.11.86

The title of the invention has been amended
(Guidelines for Examination in the EPO, A-III,
7.3).

71

Applicant: **AMERICAN CYANAMID COMPANY**
1937 West Main Street P.O. Box 60
Stamford Connecticut 06904-0060(US)

30

Priority: 13.12.85 US 808578

72

Inventor: **Cross, Barrington**
27 Toth Lane
Rocky Hill New Jersey 08553(US)
Inventor: **Los, Marinus**
107 Drummond Drive
Pennington New Jersey 08534(US)
Inventor: **Doehner, Robert Francis, Jr.**
733 Windsor-Perrineville Road
East Windsor New Jersey 08540(US)
Inventor: **Ladner, David William**
99 Limewood Drive
Hamilton Square New Jersey 08690(US)
Inventor: **Johnson, Jerry Lee**
17 Greene Drive
Lawrenceville New Jersey 08648(US)
Inventor: **Jung, Michael E.**
2335 Manning Avenue
Los Angeles California 90064(US)
Inventor: **Kamhi, Victor Marc**
2154 Whitehorse-Hamilton Square Road
Hamilton Square New Jersey 08690(US)
Inventor: **Tseng, Shin-Shyong**
232 Windmill Court
Bridgewater New Jersey 08807(US)
Inventor: **Finn, John Michael**
43 Montana Avenue
Trenton New Jersey 08619(US)
Inventor: **Wepplo, Peter John**
45 Wilton Street
Princeton New Jersey 08540(US)

43

Date of publication of application:
08.07.87 Bulletin 87/28

84

Designated Contracting States:
AT BE CH DE ES FR GB GR IT LI LU NL SE

74

Representative: **Wächtershäuser, Günter, Dr.**
Tal 29
D-8000 München 2(DE)

EP 0 227 932 A1

54 Novel fused pyridine compounds, intermediates for the preparation of, and use of said compounds as herbicidal agents.

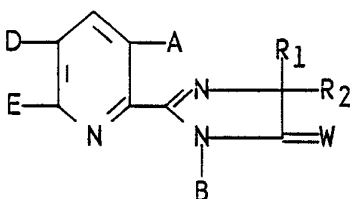
57 There are provided novel (2-imidazolin-2-yl) fused heteropyridine compounds, and intermediate compounds for the preparation thereof, and a method for controlling a wide variety of annual and perennial plant species therewith.

NOVEL (2-IMIDAZOLIN-2-YL) FUSED HETEROPYRIDINE COMPOUNDS, INTERMEDIATES FOR THE PREPARATION OF AND USE OF SAID COMPOUNDS AS HERBICIDAL AGENTS

BACKGROUND OF THE INVENTION

Certain herbicidal imidazoliny benzoic acids, esters and salts, their preparation and use are disclosed
 5 in United States Patent 4,188,487 and United States Patent 4,297,128. Various pyridine and quinoline
 imidazolinone compounds are known. In addition, herbicidal (2-imidazolin-2-yl)-thieno-and furo[2,3-b] and -
 (3,2-b]pyridines, their preparation and use as well as (2-imidazolin-2-yl)thieno-and furo[2,4-b]pyridine
 compounds and a method for their preparation are known in the art.

It is an object of this invention to provide the novel herbicidal (2-imidazolin-2-yl) fused heteropyridine
 10 compounds of the general formula:



20

wherein D-E together with the two aromatic carbon atoms to which they are joined, represents a five or six
 membered ring containing from one to three heteroatoms, which may contain a variety of substituents; a
 method for their preparanial plant species therewith.

25

SUMMARY OF THE INVENTION

The invention is novel herbicidal (2-imidazolin-2-yl) fused heteropyridine compounds having the struc-
 30 tures I to XXIV below

35

40

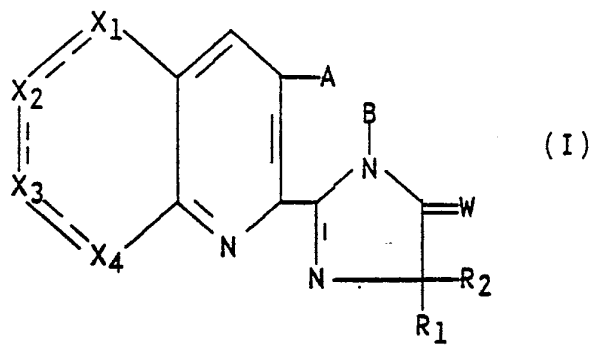
45

50

5

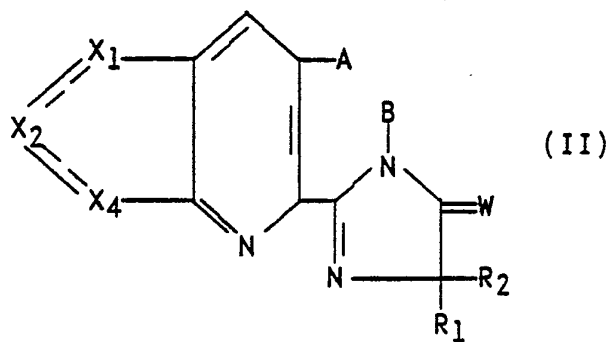
10

15



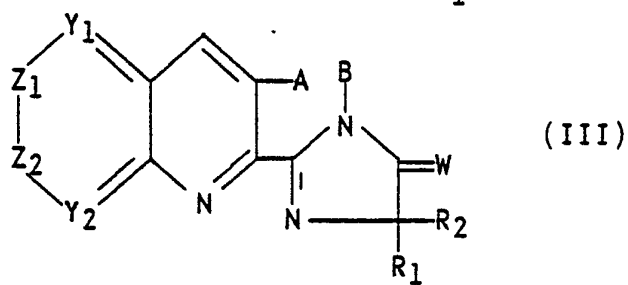
20

25



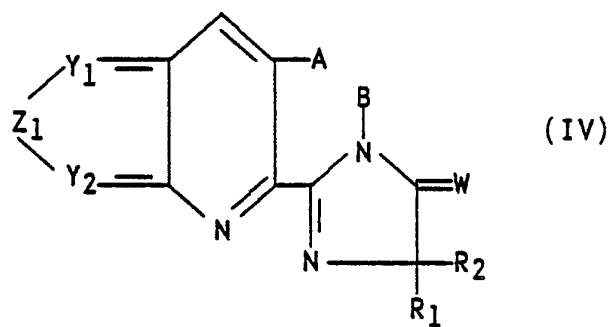
30

35



40

45



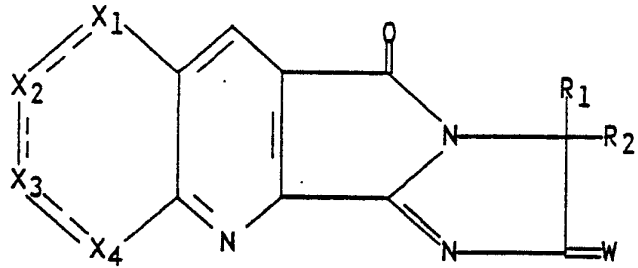
50

55

5

10

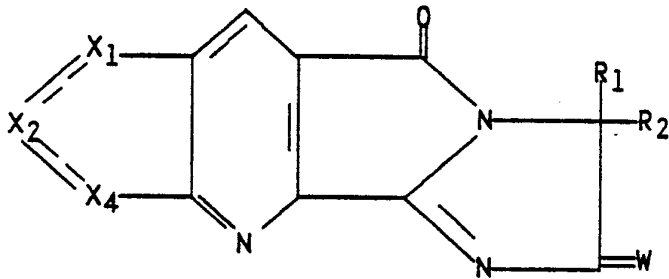
15



(V)

20

25

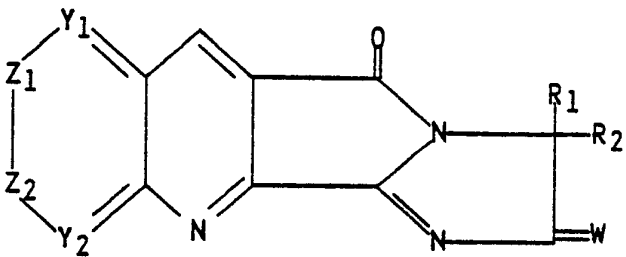


(VI)

30

35

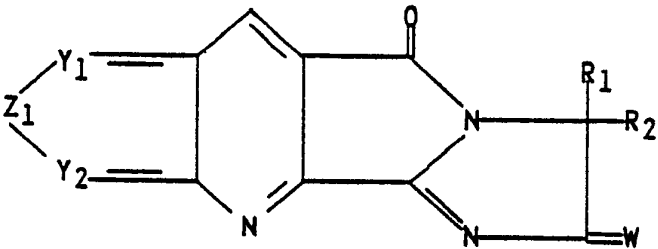
40



(VII)

45

50



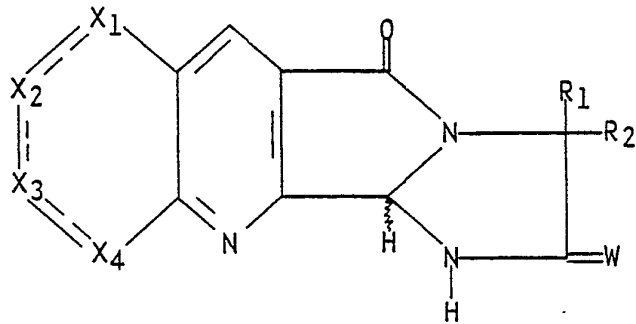
(VIII)

55

5

10

15

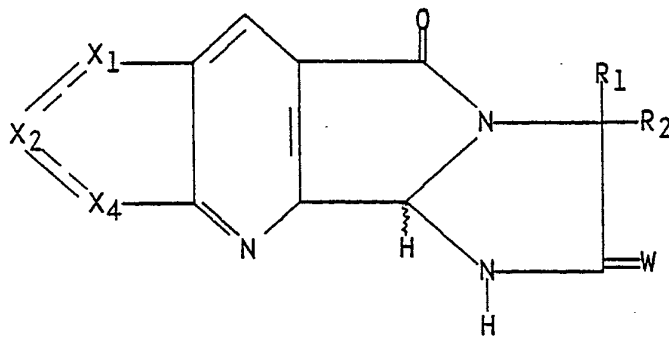


(IX)

20

25

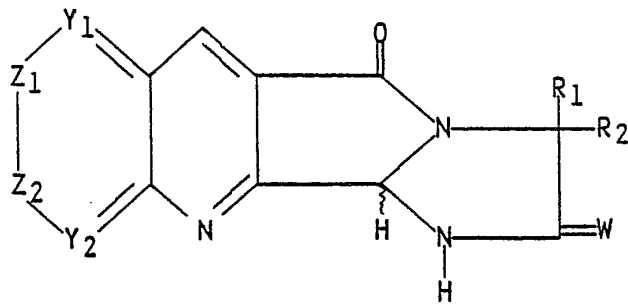
30



(X)

35

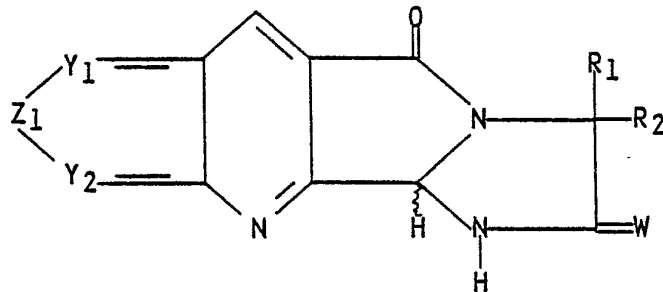
40



(XI)

45

50



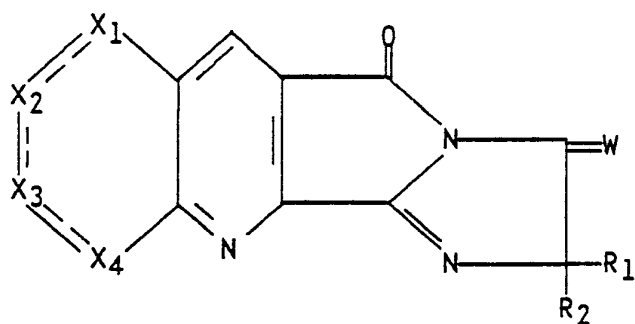
(XII)

55

5

10

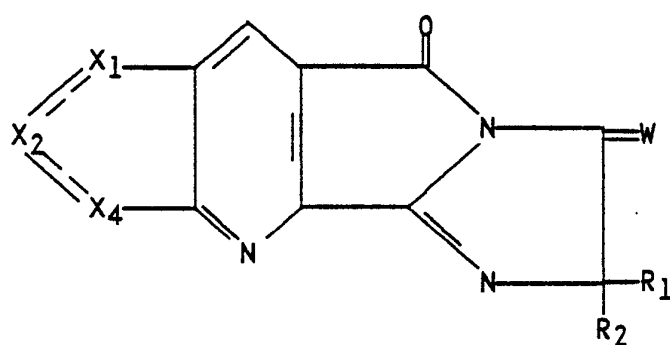
15



(XIII)

20

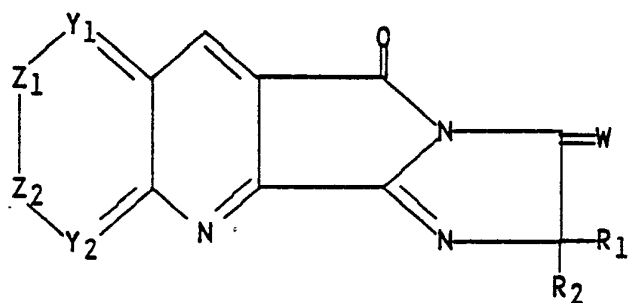
25



(XIV)

30

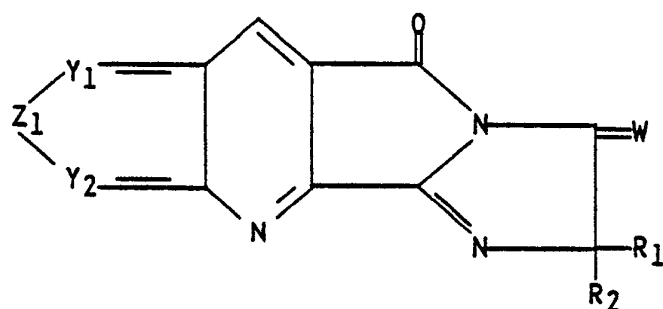
35



(XV)

40

45



(XVI)

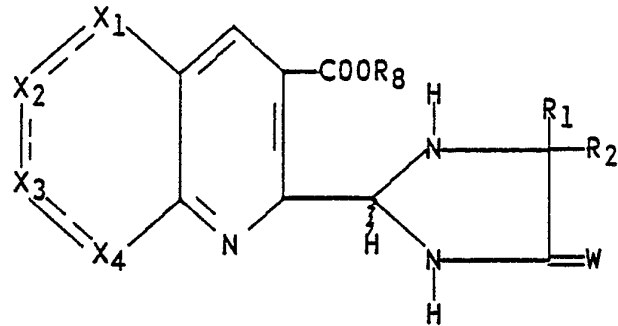
50

55

5

10

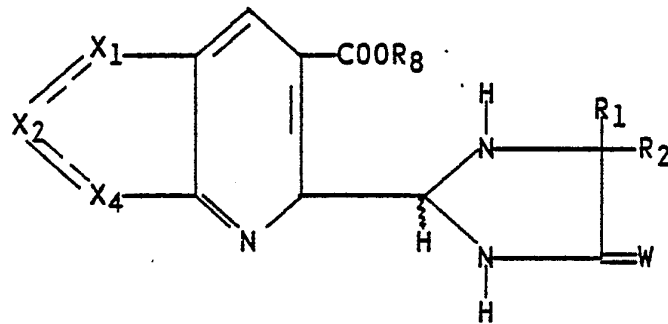
15



(XVII)

20

25

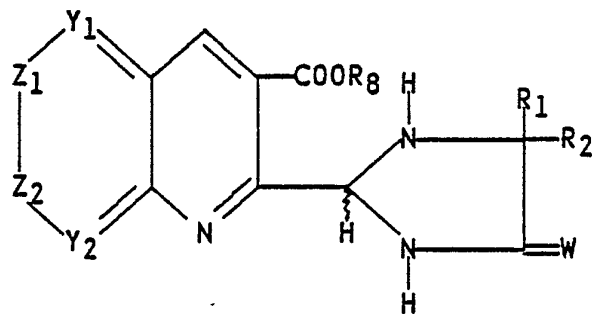


(XVIII)

30

35

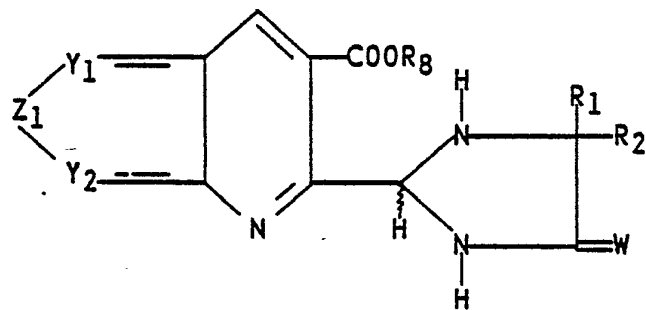
40



(XIX)

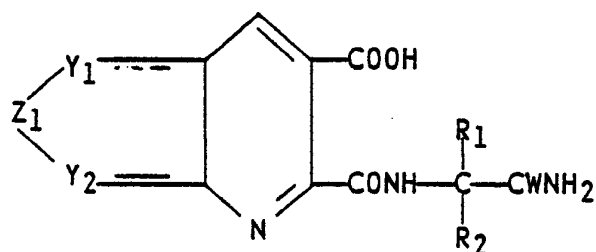
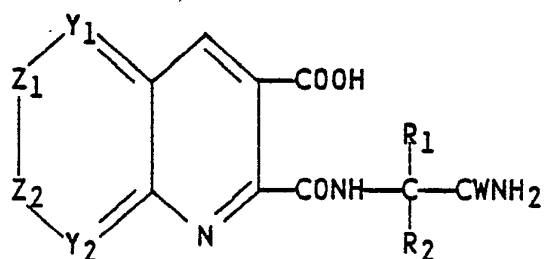
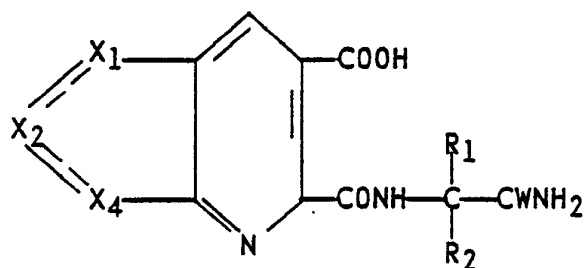
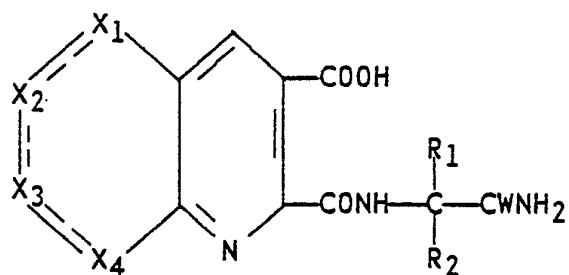
45

50



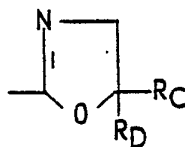
(XX)

55



25

wherein A is COOR_a, CHO, CH₂OH, COCH₂OH, CONH₂, CH₂CH₂OH, CONHOH or



35

R_C and R_D are each hydrogen or C₁-C₄ alkyl;

R_a is hydrogen, C₁-C₄ alkyl, which may be interrupted by O or S, or is optionally substituted with C₁-C₄ alkoxy, halogen, hydroxy, C₂-C₆ cycloalkyl, benzyloxy, furyl, phenyl, furfuryl, halophenyl, C₁-C₄ alkylphenyl, C₁-C₄ alkoxyphenyl, nitrophenyl, carboxyl, C₁-C₄ alkoxycarbonyl, cyano or C₁-C₄ trialkylammonium; C₂-C₆ alkenyl, optionally substituted with one or two C₁-C₃ alkoxy, phenyl or halogen groups; C₂-C₆ cycloalkyl, optionally substituted with one or two C₁-C₃ alkyl groups; C₂-C₁₀ alkynyl, optionally substituted with phenyl, halogen, loweralkoxy; or a cation;

50

B is H, COR_b or SO₂R_b, R_b is C₁-C₁₁ alkyl, chloromethyl, C₁-C₄ loweralkoxy or phenyl optionally substituted

- with one chloro, one nitro, one methyl, or one methoxy group; R₁₀ is C₁-C₅ alkyl, phenyl, or phenyl optionally substituted with one methyl, halogen, nitro, or C₁-C₄ alkoxy;
- R₁ is C₁-C₄ alkyl;
- R₂ is C₁-C₄ alkyl or C₃-C₆ cycloalkyl;
- 5 and when taken together with the carbon to which they are attached, R₁ and R₂ may represent C₃-C₆ cycloalkyl, optionally substituted with methyl;
- represents a single or double bond;
- W is O or S;
- X₁, X₂, X₃ and X₄ are any combination of from zero to three CR₄ or CR₅R₆; from zero to three N or NR₃ and
 10 from zero to two O or S; Y₁ and Y₂ are N or CR₄, and are the same or different; Z₁ and Z₂ are O, S, NR₃ or CR₅R₆, and are the same or different, with the proviso that at least one of X₁₋₄, Y₁₋₂, or Z₁₋₂ is a heteroatom in each of Structure I-XXIV compounds;
- R₃ is C₁-C₄ alkyl, which may be optionally substituted with phenyl or one or more halogens; C₃-C₆ alkenyl, optionally substituted with phenyl or one or more halogens; C₃-C₆ alkynyl, optionally substituted with phenyl
 15 or halogen; C₁-C₄ alkoxy, optionally substituted with phenyl or one or more halogens; C₃-C₆ alkenyloxy, optionally substituted with phenyl or one or more halogens; C₃-C₆ alkynyloxy optionally substituted with halogen or phenyl or C₂-C₆ alkanoyloxy, optionally substituted with halogen or phenyl;
- R₄ is hydrogen, halogen, C₁-C₆ alkyl; C₁-C₄ alkoxy; C₂-C₆ alkanoyloxy; C₁-C₄ alkylthio; phenoxy; C₁-C₄ haloalkyl; C₁-C₄ haloalkoxy; nitro, C₁-C₄ alkoxycarbonyl; C₁-C₄ dialkylamino; C₁-C₄ alkylsulfonyl or phenyl,
 20 optionally substituted with one or two C₁-C₄ alkyl, C₁-C₄ alkoxy, halogen or haloalkyl; R₅ and R₆ are each hydrogen, C₁-C₄ alkyl; C₁-C₄ alkoxy, C₁-C₄ haloalkoxy; nitro, C₁-C₄ alkylsulfonyl or phenyl optionally substituted with one or two C₁-C₄ alkyl, C₁-C₄ alkoxy, halogen or haloalkyl; or any combination of these groups except when R₅ and R₆ are the same group, they are either both hydrogen or both C₁-C₄ alkyl; and when taken together, R₅ and R₆ may form a ring in which R₅R₆ are represented by the structure -(CH₂)_n-
 25 where n is an integer of 4 or 5, or when taken together, R₅ and R₆ may form a group =O or =NR₇, wherein R₇ is phenyl, C₁-C₄ alkyl, C₁-C₄ alkoxy or C₁-C₄ alkylamino;
- R₃, R₄, R₅ or R₆ when present on adjacent positions may, along with the atoms to which they are attached, form a ring and such R₃-R₆ pairs can be represented by the structure -(CH₂)_m- or -(CH)_m- where m is an integer of 3 or 4;
- 30 with the provisos that in structures II, VI, X, XIV, XVIII and XXII, when X₁ is O or S, at least one of X₂ and X₄ may not be CR₄ or CR₅R₆; when X₄ is O or S, at least one of X₁ and X₂ may not be CR₄ or CR₅R₆; when X₂ is O or S, one of X₁ and X₄ may not be CR₄ or CR₅R₆; in structures IV, VIII, XII, XVI, XX and XXIV when Z₁ is O or S, Y₁ and Y₂ may not be CR₄ or CR₅R₆;
- 35 == represents a single bond between:
 X₁ and X₂ when either X₁ or X₂ is S, O, NR₃ or CR₅R₆;
 X₂ and X₃ in structures I, V, IX, XIII, XVII and XXI, when either X₂ or X₃ is O, S, NR₃ or CR₅R₆;
 X₃ and X₄ in structures I, V, IX, XIII, XVIII, XVII and XXI, when either X₃ or X₄ is O, S, NR₃ or CR₅R₆;
 X₂ and X₄ in structures II, VI, X, XIV, XVIII and XXII, when either X₂ or X₄ is O, S, NR₃ or CR₅R₆;
- 40 when one of X₁₋₄ is oxygen, the X₁₋₄ to which it is attached is N, NR₃, CR₄ or CR₅R₆;
 and in structures III, VII, XI, XV, XIX and XXIII, when one of Z₁₋₂ is oxygen, the Z₁₋₂ to which it is attached is NR₃ or CR₅R₆;
 when B is COR₉ or SO₂R₁₀ and R₈ is hydrogen, then == represents an aromatic bond, R₃ is C₁-C₄ alkyl, and R₄, R₅ and R₆ may not be halogen.
- 45 Structure I-XXIV compounds also include tautomers thereof, agriculturally acceptable acid addition salts and other addition compounds thereof, the N-oxides thereof when A is COOR₈; and when R₁ and R₂ are not the same, the optical isomers thereof.
- Ring systems formed by X₁₋₄, Z₁₋₂ and Y₁₋₂ and encompassed by this invention include six-membered rings containing:
- 50 one heteroatom, where one of X₁₋₄, Y₁₋₂ or Z₁₋₂ is O, S, N, or NR₃. Examples of these are pyrano-, thiopyrano-, tetrahydropyrido-, pyrido-, dihydropyrano-, dihydropyrido-, and dihydrothiopyrano-pyridines.
two heteroatoms, where two of X₁₋₄, Y₁₋₂ and Z₁₋₂ are O, S, N or NR₃, examples of which are dioxino-, dithiino-, oxazino-, oxathiino-, pyrazino-, thiazino-, pyridazino- and pyrimidino-pyridines; and the di- and tetrahydro derivatives of these ring systems;
- 55 three heteroatoms, where three of X₁₋₄, Y₁₋₂ and Z₁₋₂ are N or NR₃. Examples of these are triazino-, dihydrotriazino- and tetrahydrotriazino-pyridines.
Five-membered ring systems include five-membered rings containing:
one heteroatom, where one of X₁₋₄, Y₁₋₂ or Z₁₋₂, is N or NR₃, such as the pyrrolopyridines and the

dihydropyrrolopyridines;

two heteroatoms, where two of X_{1-4} , Y_{1-2} and Z_{1-2} are each O, S, N or NR_3 such as dioxolo-, dithiolo-, imidazo-, imidazolino-, pyrazolo-, pyrazolino-, oxazolo-, oxazolino-, isoxazolo-, isoxazolino-, thiazolo-, thiazolino-, isothiazolo-, isothiazolino-, and oxathiolo-pyridines;

- 5 three heteroatoms where three of X_{1-4} , Y_{1-2} and Z_{1-2} are N, NR_3 , O or S such as thiadiazolo-, thiadiazolino-, oxadiazolo-, oxadiazolino-, triazolino- or triazolopyridines.

- Preferred heteropyridine ring systems of structure I-XXIV compounds are pyranopyridines, pyrrolopyridines, pyrazolopyridines, imidazopyridines, oxazolopyridines, isoxazolopyridines, dithiopyridines, dioxolopyridines, dioxinopyridines, dithiinopyridines, pyridopyridines (naphthyridines), thiopyranopyridines, oxazinopyridines, oxathiinopyridines and thiazinopyridines; and the dihydro and tetrahydro derivatives of these ring systems;

wherein R_1 is methyl or ethyl, R_2 is ethyl, propyl or isopropyl, and when R_1 and R_2 are taken together, they represent a cyclohexyl ring, optionally substituted with methyl; R_3 is C_1 - C_3 alkyl, C_1 - C_4 alkoxy, allyloxy, CF_2O -, CF_2HO - or CF_3 ;

- 15 R_4R_5 and R_6 are each hydrogen, chlorine, bromine, C_1 - C_3 alkyl, C_1 - C_3 alkoxy, C_1 - C_3 alkylthio, C_1 - C_2 dialkylamino, or when R_5 and R_6 are taken together form the doubly bonded oxygen of a carbonyl group; A is $COOR_8$ where R_8 is H, C_1 - C_4 alkyl, which may be interrupted by O or S and is optionally substituted with furyl, propynyl, phenyl or halophenyl; C_1 - C_4 alkylphenyl, C_1 - C_4 alkoxyphenyl or nitrophenyl, or a cation; B is H, acetyl, C_1 - C_4 alkylsulfonyl or phenylsulfonyl optionally substituted with C_1 - C_4 loweralkyl, nitro, chloro
20 or C_1 - C_4 loweralkoxy; W is O or S.

A more preferred group of structures are those of I-XXIV where only one or two of X_{1-4} , Y_{1-2} and Z_{1-2} are each O, S, N, or NR_3 ;

A is $COOR_8$ where R_8 is hydrogen, methyl, ethyl, methoxyethyl, ethoxyethyl, methylthiomethyl, methylthioethyl, propargyl, phenyl-substituted alkyl, furfuryl, or a sodium, calcium, lithium, potassium, magnesium, ammonium, or organic ammonium cation;

- 25 B is H, benzoyl acetyl, methanesulfonyl or p-toluenesulfonyl;

R_1 is methyl and R_2 is isopropyl;

R_3 is methyl, ethyl, methoxy, ethoxy and allyloxy;

- 30 R_4 , R_5 and R_6 are each methyl, ethyl, chloro, bromo, hydrogen, methoxy and ethoxy, or R_5R_6 , when taken together are = O;

and W is O.

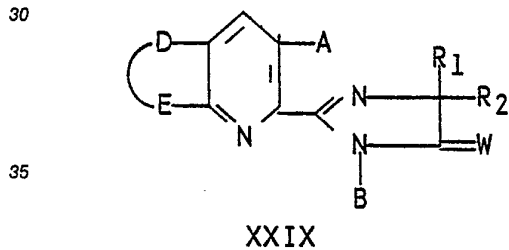
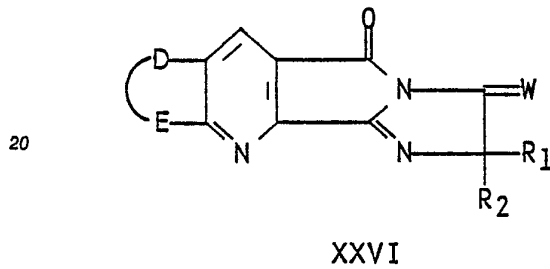
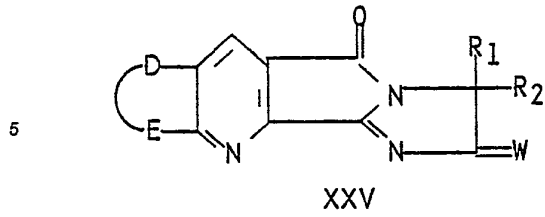
A more preferred group of structures are those of formula I-XXIV in which the heterocyclic rings are pyrano-, thiopyrano, dioxino, pyrrolo, pyrazolo, and dioxolopyridines

- 35 wherein R_1 is methyl, R_2 is isopropyl, R_3 is CH_3 or OCH_3 , B is hydrogen, W is oxygen, A is COOH and the agriculturally acceptable salts and esters of these acids.

A most preferred group of structures are those of formula I-IV in which the heterocyclic rings are pyrano-, thiopyrano, dioxino, pyrrolo, pyrazolo and dioxolopyridines wherein R_1 is methyl, R_2 is isopropyl, R_3 is CH_3 or OCH_3 , B is hydrogen, W is oxygen, A is COOH and the agriculturally acceptable salts and esters of these acids.

- 40 In formulas I to IV and XVIII to XX above, preferred cations include alkali metals such as: sodium, potassium and lithium, but sodium is generally preferred; or organic ammonium which is defined as a group consisting of a positively charged nitrogen atom joined to from one to four aliphatic groups, each containing from one to 20 carbon atoms. Among the organic ammonium groups which are illustrative for the preparation of the aliphatic ammonium salt of the formulas I to IV and XVIII to XX -imidazolyl fused
45 heteropyridine acids herein are: monoalkylammonium, dialkylammonium, trialkylammonium, tetraalkylammonium, monoalkenylammonium, dialkenylammonium, trialkenylammonium, monoalkynylammonium, dialkynylammonium, trialkynylammonium, monoalkanolammonium, dialkanolammonium, trialkanolammonium, C_5 - C_6 -cycloalkylammonium, piperidinium, morpholinium, pyrrolidinium, benzylammonium and equivalents thereof.

- 50 In general, and for convenience, the compounds of the invention may be represented by structures XXV-XXX below



45 wherein D-E together with the two aromatic carbons to which they are joined, represents a five or six membered ring as described in formulas I to XXIV above.

The compounds of the present invention may conveniently be prepared from the appropriately substituted fused heteropyridinedicarboxylic acids and esters, which may be represented in general by the

50



wherein D-E forms part of a five- or six-membered ring as previously described for formulas I-XXIV above.

Thus, diesters of the above general formula XXXI may be hydrolyzed to the corresponding heteropyridine-2,3-carboxylic acids of formula XXXIa and by reaction thereof with a strong base such as potassium hydroxide or sodium hydroxide. Acid anhydrides of formula XXXII may then be prepared by
5 treatment of the formula XXXIa heteropyridinedicarboxylic acids with, for example, acetic anhydride. Reaction of formula XXXII anhydrides with an appropriately substituted aminocarboxamide or aminothiocarboxamide depicted by formula XXXIII yields carbamoyl heteropyridine acids of formula XXX. Treatment of
10 the thus-formed formula XXX carbamoyl heteropyridine acids with about two to ten molar equivalents of aqueous or aqueous alcoholic sodium or potassium hydroxide, preferably under a blanket of inert gas such as nitrogen, cooling and acidifying to pH 2 to 4 with a strong mineral acid such as hydrochloric acid or sulfuric acid gives herbicidally effective formula XXIXa (4,4-disubstituted-5-oxo-(or thioxo)-2-imidazolin-2-yl) fused heteropyridine nicotinic acids, as illustrated in Flow Diagram I below.

15

20

25

30

35

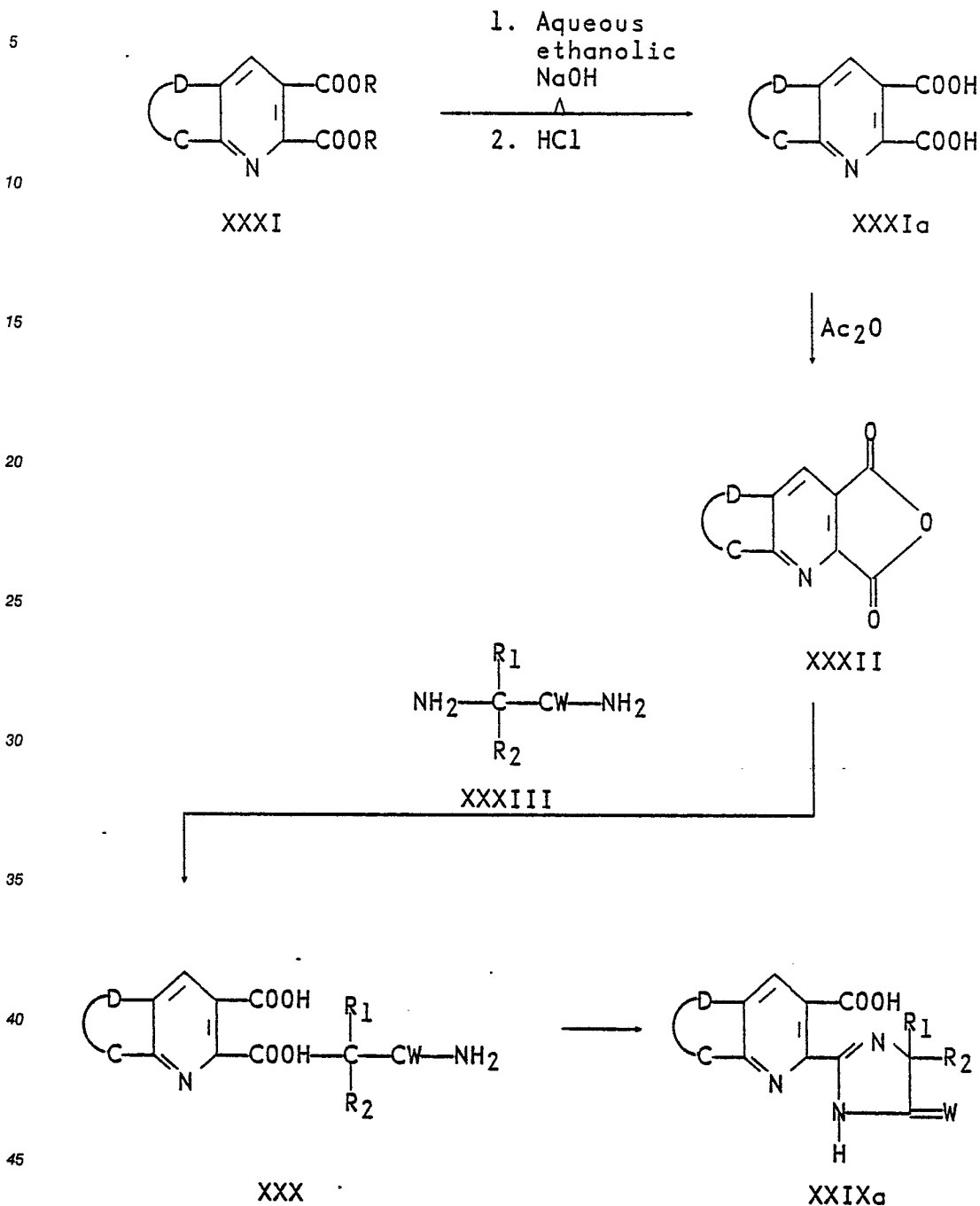
40

45

50

55

FLOW DIAGRAM I



General formula XXIXb (2-imidazolin-2-yl) fused heteropyridine esters, wherein R₁ represents a substituent other than hydrogen or a salt-forming cation, can be prepared by reacting a novel fused imidazopyrroloheteropyridinedione, represented by the general formula XXV or XXVI, hereinbelow, in Flow Diagram II, with an appropriate alcohol and corresponding alkali metal alkoxide at a temperature ranging between about 20°C and about 50°C.

Formula XXVI novel fused imidazopyrroloheteropyridinediones may conveniently be prepared from formula XXIXa acids by treatment with one equivalent of dicyclohexylcarbodiimide in an inert solvent such as methylene chloride as illustrated in Flow Diagram II below.

Formula XXV imidazopyrroloheteropyridinediones may be prepared from formula XXIXa compounds by treatment with one to three equivalents of acetic anhydride in pyridine.

Treatment of formula XXIXb esters with any acylating agent such as acetyl chloride or acetic anhydride or a sulfonating agent such as *p*-toluenesulfonyl chloride in an inert solvent such as tetrahydrofuran gives the formula XXIXb esters where B is other than hydrogen as defined above. The compounds of formula XXIXd are prepared by selective cleavage of the benzyl esters of formula XXIXc with hydrogen and a
5 palladium catalyst.

Reduction of formula XXIXb esters with, for instance, sodium cyanoborohydride, provides the dihydroimidazolinone esters of formula XXVIII which can be hydrolyzed in base to the corresponding acid compounds of formula XXVIIIa. An alternate synthesis of formula XXVIII compounds is by treatment of
10 formula XXXIV compounds with about one equivalent of an amino amide compound of formula XXXII and a catalytic amount of *p*-toluenesulfonic acid in toluene. The ester aldehyde compounds of formula XXXIV may be prepared by reduction of the diesters with diisobutyl aluminum hydride. The acid compounds of formula XXVIIIa may be treated with acetic anhydride in pyridine to give the dihydro imidazopyrrolheteropyridine diones of formula XXVII.

15

20

25

30

35

40

45

50

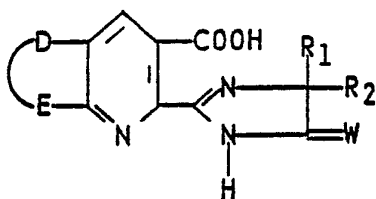
55

5

10

FLOW DIAGRAM II

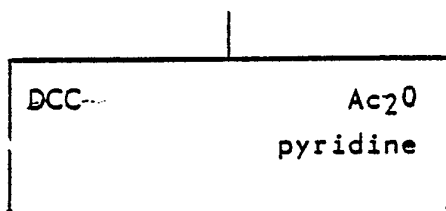
15



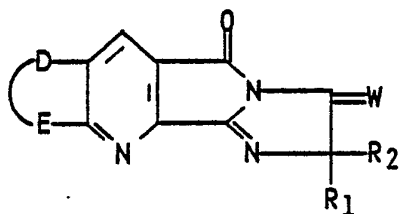
20

XXIXa

25

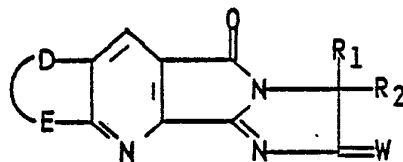


30



35

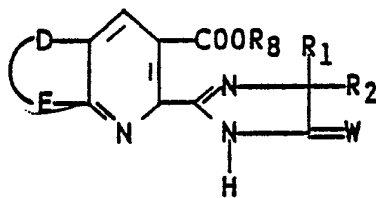
XXVI



40

XXV

45

 $R_8O^-M^+$ $R_8O^-M^+$ 

50

XXIXb

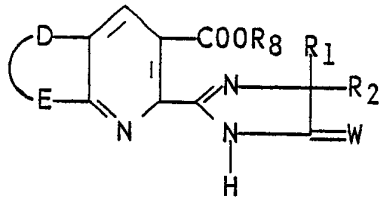
55

5

FLOW DIAGRAM IIa

10

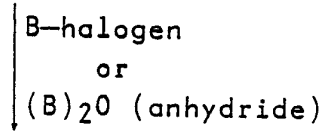
15



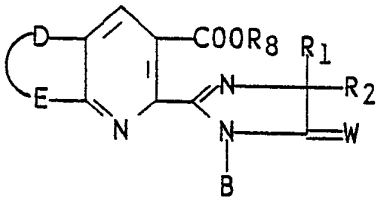
20

XXIXb

25



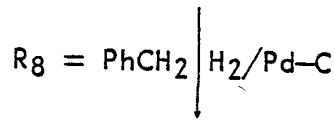
30



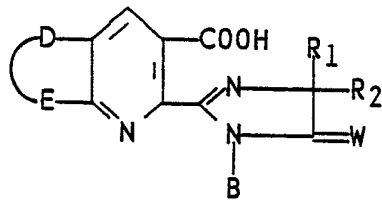
35

XXIXc

40



45

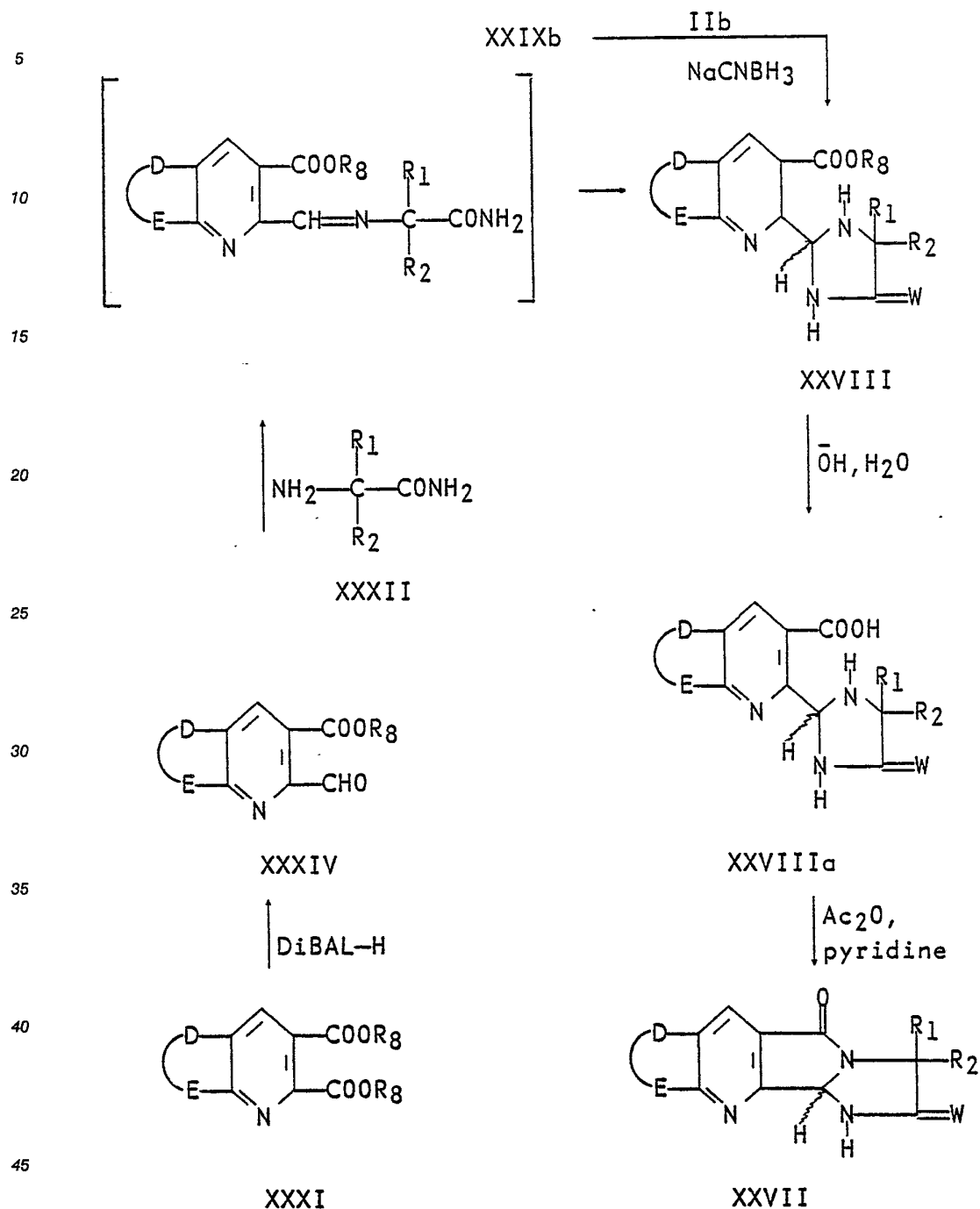


50

XXIXd

55

FLOW DIAGRAM II (Continued)



many heteropyridine diesters having the general formula XXXI above are either known in the art, or can be prepared by reacting an amino or enamino heterocycle with oxalacetic esters, acetylenedicarboxylate ester.

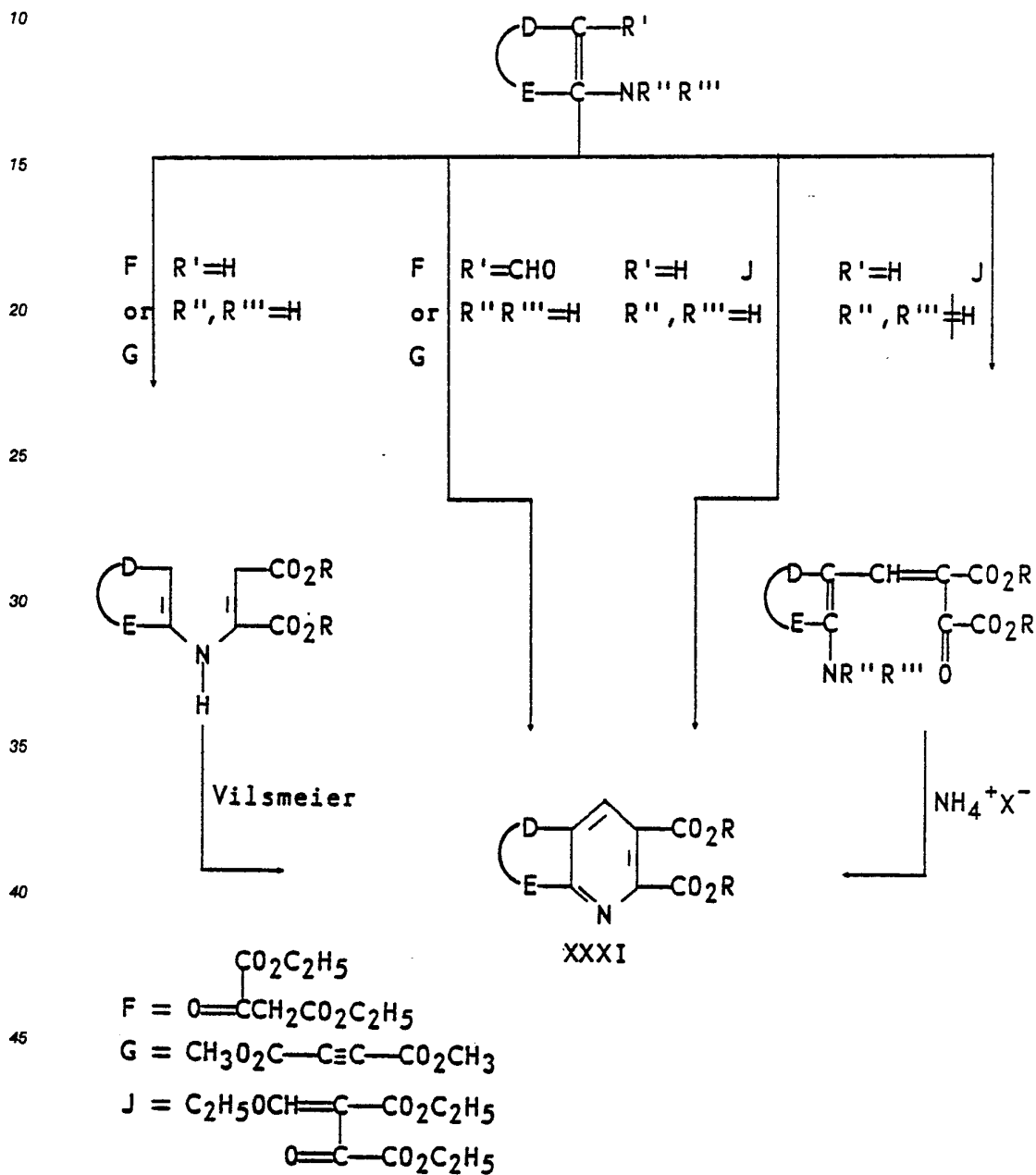
An amino-substituted heterocycle with at least one unsubstituted ortho carbon may be condensed with oxalacetic acid esters or added to acetylene dicarboxylic esters to give an intermediate enamine. This can then be treated with one to two equivalents of Vilsmeier reagent to give the desired diester.

Certain o-amino-heterocyclic aldehydes may be reacted with DMAD or oxalacetic esters in a manner as described by P. Caluwe, Tetrahedron **36**, 2359 (1980), to give the desired diesters directly.

Certain of the diester compounds are prepared from enamines, in turn prepared from heterocyclic rings containing a carbonyl functionality, by allowing them to react with an ethoxymethylene compound. The initial product is not isolated but is treated directly with an ammonia source, such as ammonium acetate, to give the diester.

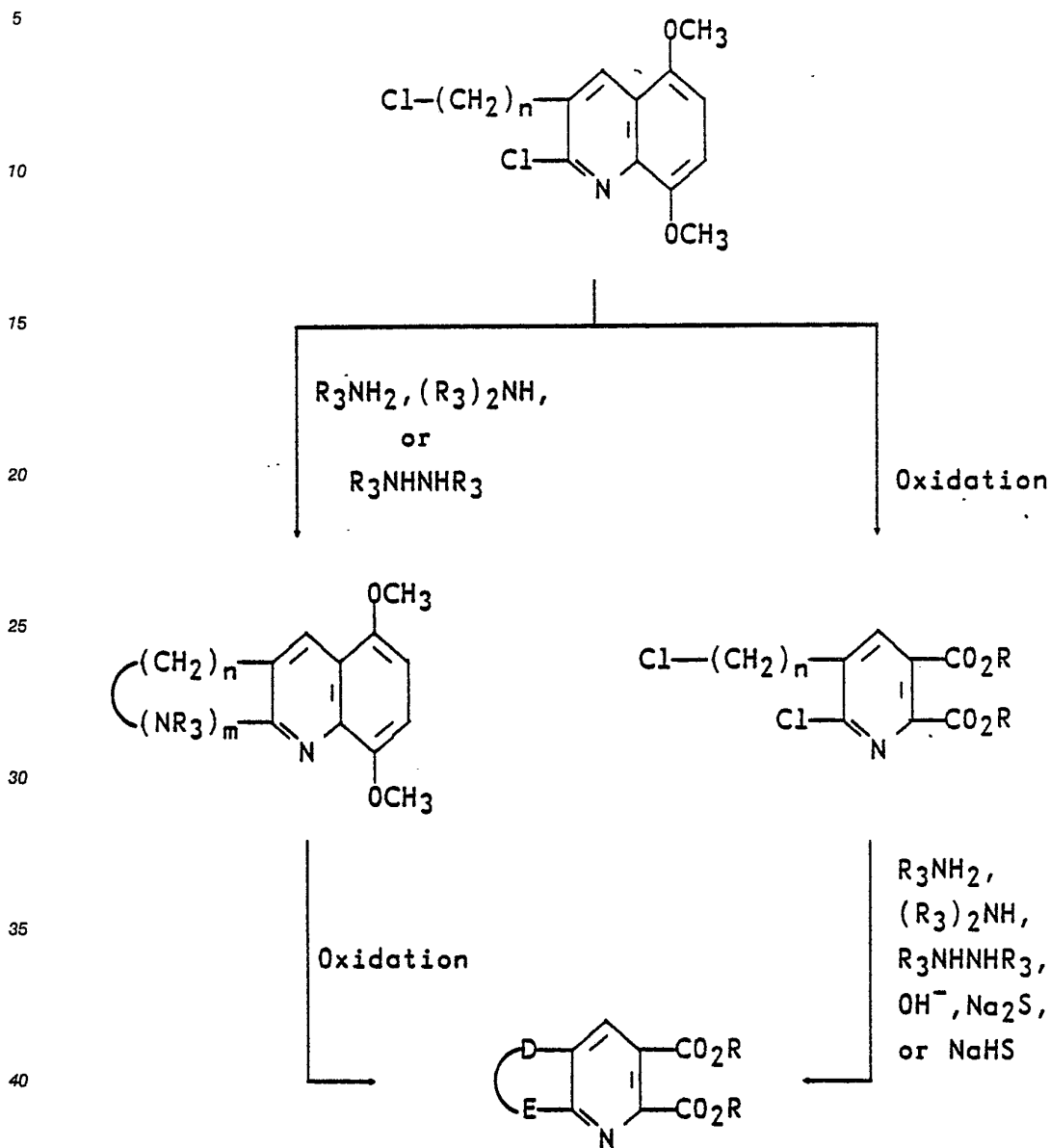
These reactions are illustrated in Flow Diagram III below, wherein D-E together with the carbons to which they are joined, represents a five- or six-membered heterocyclic ring; R is methyl or ethyl; R' is hydrogen of CHO; R'' and R''' are each hydrogen, C₁-C₆ alkyl, or taken together with the nitrogen atom to which they are attached may form a five- or six-membered saturated ring containing a total of, at most, two hetero atoms.

FLOW DIAGRAM III



Many fused heteropyridine diesters of the general formula XXXI may be obtained by oxidative cleavage of appropriately substituted heteroquinoline compounds which may be prepared by the method of O. Meth-Cohn, J. Chem. Soc., Perkin I, 2509 (1981), directly, or cleavage followed by reactions with amines, hydrazines, hydroxide or hydrogen sulfide or a sulfide salt as illustrated in Flow Diagram IV below:

FLOW DIAGRAM IV



XXXI

wherein D-E together with the aromatic carbons to which they are joined, represents a five- or six-membered fused heterocyclic ring containing one or two N or NR_3 ; oxygen or sulfur; m is an integer of 1 or 2; n is an integer of from 1 to 3 but must be 3 in the case of reaction with Na_2S or NaSH ; m plus n = 3 or 4; R is hydrogen, CH_3 , or C_2H_5 , and R_3 is as described in Formula I-XXIV.

50 Another general approach to obtaining fused heteropyridine diesters which are useful as intermediates for the preparation of the novel formula I-XXIV compounds of the invention is ring closure of 5-nitro-6-disubstituted pyridine-2,3-dicarboxylic acid esters, which may be prepared by the reaction of an ethoxymethyleneoxalacetate ester with nitroacetone or nitroacetamide.

For example, pyrrolopyridines may be prepared by condensation of 5-nitro-6-methylpyridine-2,3-dicarboxylates with N,N-dialkyl carboxylic amide diacetals, followed by reduction and concomitant cyclization, depending on reaction conditions. Alkylation of the product gives a mixture of two NR_3 compounds, where R_3 is alkyl or alkoxy, as illustrated in Flow Diagram V below, wherein R_3 and R_4 are as described for formulas I-XXIV above.

5

FLOW DIAGRAM V

10

15

20

25

30

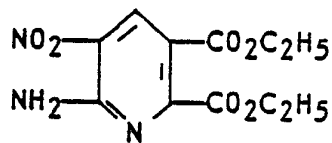
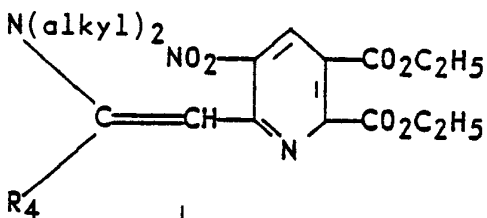
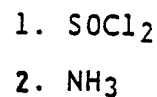
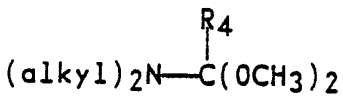
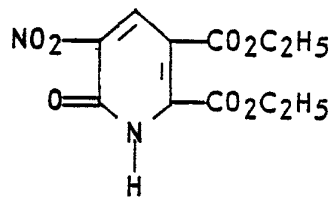
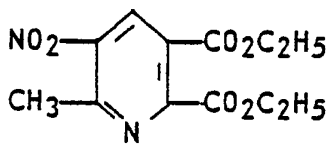
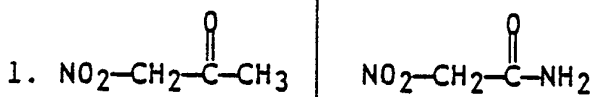
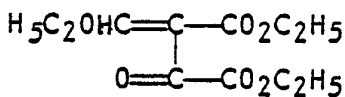
35

40

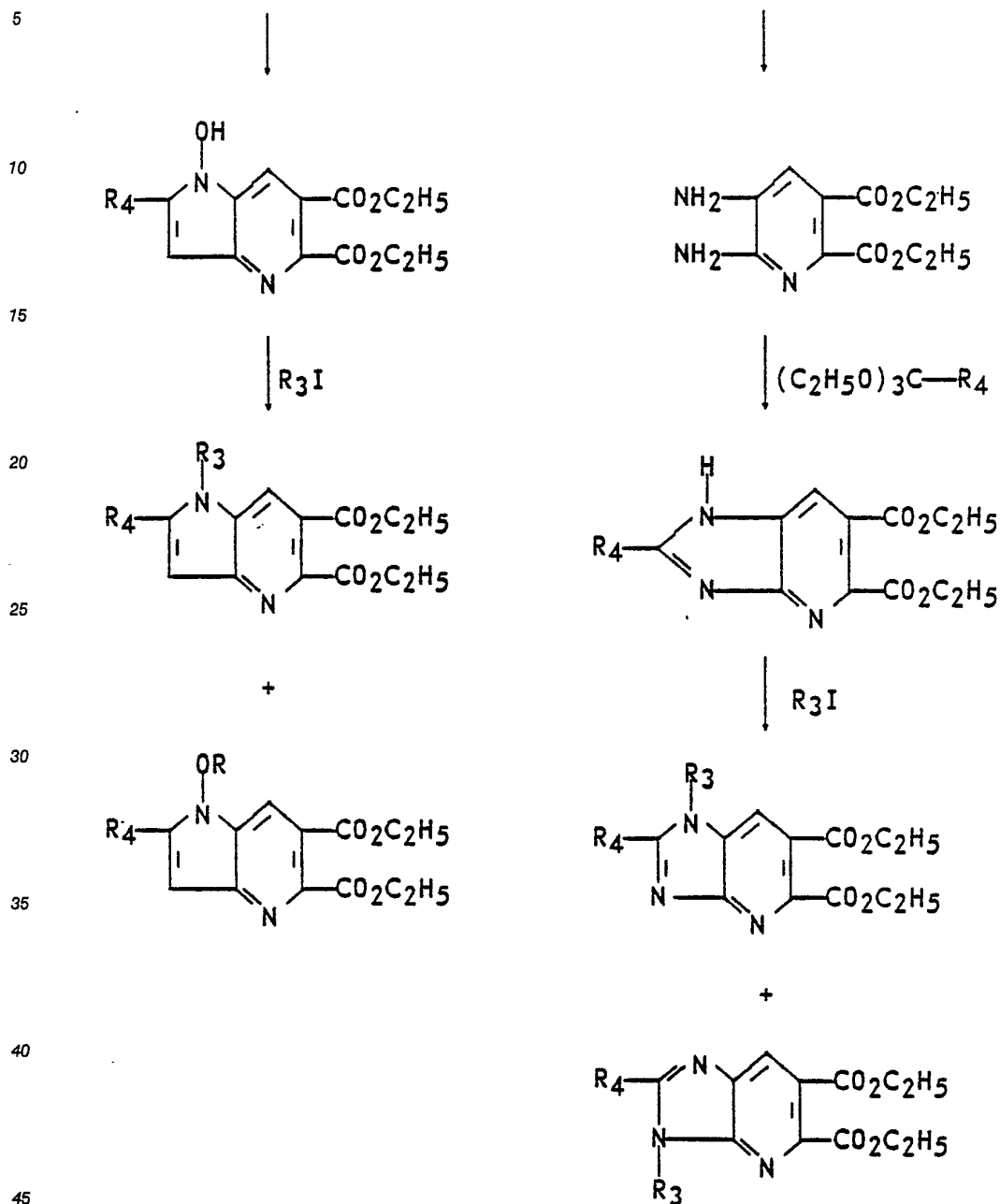
45

50

55



FLOW DIAGRAM V (Continued)



5-Acetyl-1,6-dihydro-6-oxo-2,3-pyridinedicarboxylic acid ester, [referred to as keto-pyridone diesters, which may readily be prepared by adding sodium acetate to a stirred mixture of dialkyl (ethoxymethylene)-oxalacetate and acetoacetamide in alcohol] provide a source of a variety of fused heteropyridine-2,3-dicarboxylate esters which are useful as intermediates for the preparation of herbicidal (2-imidazolin-2-yl) fused heteropyridine compounds of the invention.

Pyranopyridine diesters may be prepared from the 5-acetyl-6-pyridone-2,3-dicarboxylates, by condensation with N,N-dialkyl carboxylic acid dineopentyl acetals giving enaminone intermediates which cyclize with acid to the pyranone compounds. Further reduction and/or alkylation and dehydration can give a variety of intermediates depending on the selected conditions.

Additionally, an acetyl pyridone may be condensed with an appropriately substituted carboxylic acid - (phenylacetic acid for example), which may be reduced to the pyranopyridine diesters. Other keto-pyridone diesters give similar compounds with various alkyl substituents in place of 4-methyl.

Condensation of ketopyridones with dialkyl oxalates give intermediates which are cyclized by acid catalysis.

5-Acetyl-6-pyridone-2,3-dicarboxylates also can undergo reaction with peracids to give the 5-hydroxy-6-pyridine-2,3-dicarboxylates, or form oximes which can undergo rearrangement and after hydrolysis, yield 5-amino-6-pyridone 2,3-dicarboxylates.

These 5-amino and 5-hydroxy compounds may be utilized as intermediates for the preparation of oxazolo, morpholino, dioxolo and dioxanopyridine diesters. These reaction sequences are in general illustrated in Flow Diagrams VIa to VIe below.

10

15

20

25

30

35

40

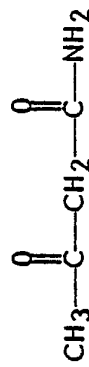
45

50

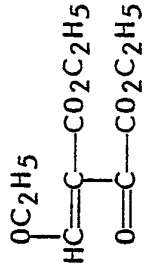
55

5
10
15
20
25
30
35
40
45
50
55

FLOW DIAGRAM VI



+



Sodium acetate

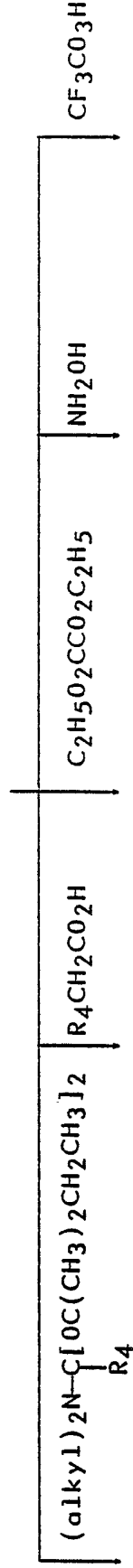
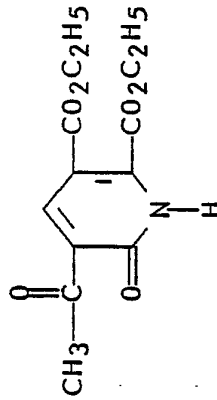


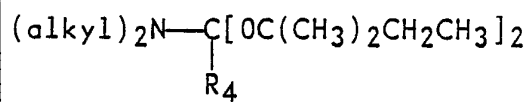
Diagram VIa
Diagram VIb
Diagram VIc
Diagram VIe
Diagram VIe

5

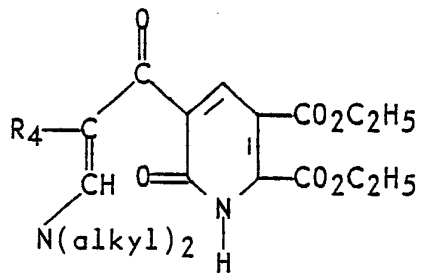
FLOW DIAGRAM VI_a

10

15



20

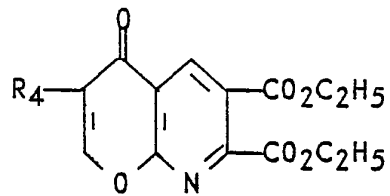


25

30

acetic acid

35



40

45

reduction,
alkylation and/or dehydration

50

Variety of intermediates

55

5

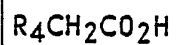
10

15

20

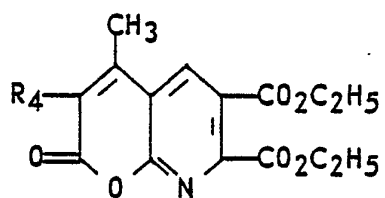
FLOW DIAGRAM VIb

25



30

35



40

45

50

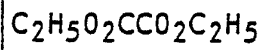
55

5

10

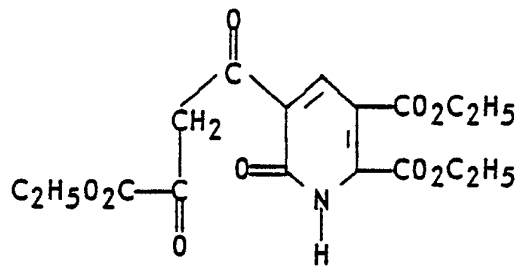
FLOW DIAGRAM VIc

15



20

25

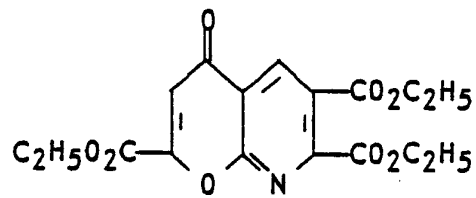


30

35

40

45



50

55

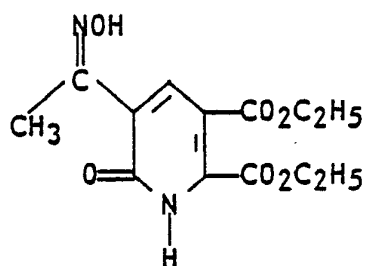
5

FLOW DIAGRAM VID

10

 NH_2OH

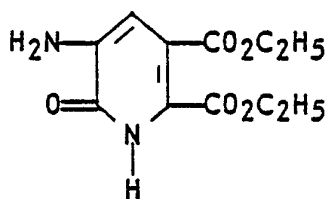
15



25

1. SOCl_2
2. H_3O^+

30



35

40

45

50

(Continued)

55

5

10

FLOW DIAGRAM Vid (Continued)

15

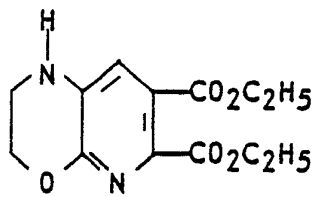
20

$(\text{CH}_2)_2(\text{halogen})_2$

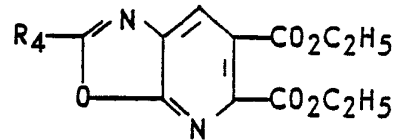
$(\text{C}_2\text{H}_5\text{O})_3\text{CR}_4$

25

30



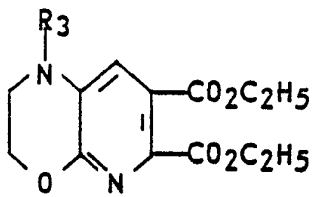
35



40



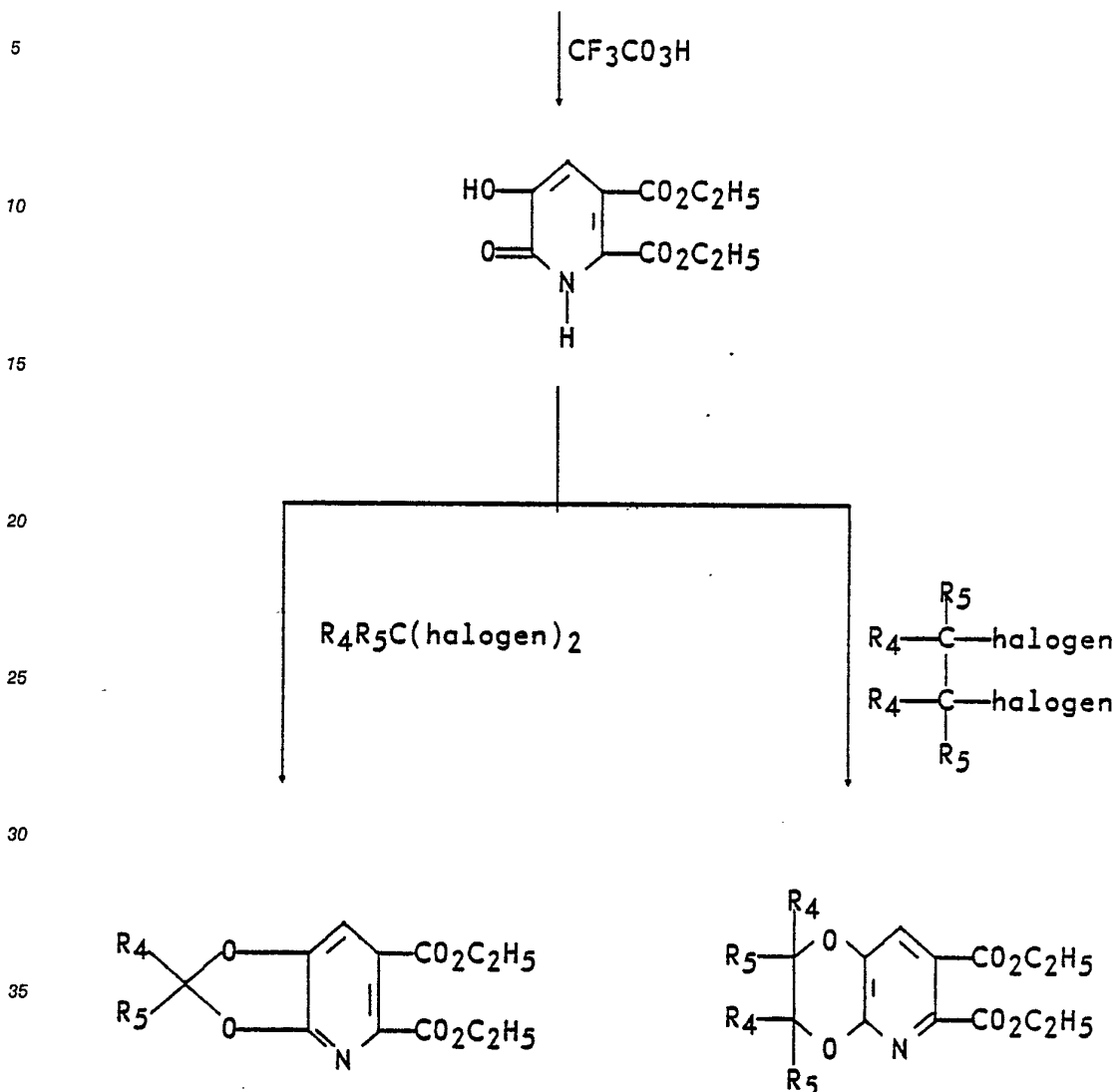
45



50

55

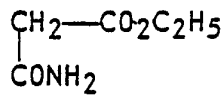
FLOW DIAGRAM VIe



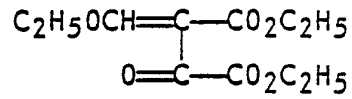
6-Pyridone-2,3,5-tricarboxylic esters can be prepared by condensation of an ester amide with an ethoxymethylene oxalacetate ester and then converted to the 6-chloro compound. The later chloro compound may then be employed in the synthesis of pyrrolopyridine diesters by reaction of an N-substituted amino acid ester, with added base, followed by cyclization using alkoxide as illustrated in Flow Diagram VII below. The resulting pyrrolopyridine compounds can be further alkylated, selectively decarboxylated, reduced and/or dehydrated to a variety of substituted compounds.

FLOW DIAGRAM VII

5

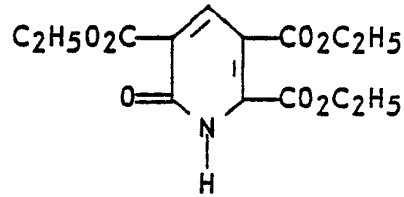


+



10

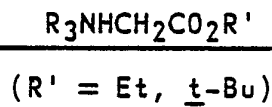
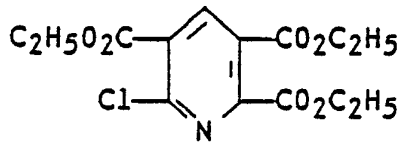
15



20

SOCl₂

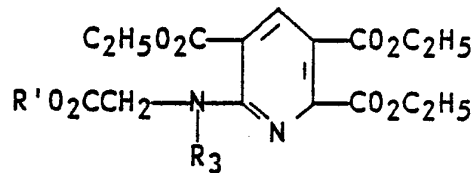
25



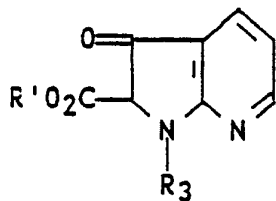
30

35

base



40



45

alkylation, decarboxylation,
reduction, dehydration yields
substituted, pyrrolo and
dihydropyrrolopyridines

50

Other diesters compounds are prepared by a novel reaction which employs a thermal Diels-Alder Reaction of an appropriately substituted asymmetric triazine diester, followed by loss of nitrogen. An example of this type of reaction sequence is described by G. Seitz and S. Dietrich, *Arch. Pharm.*, 317, 379 - (1984). Asymmetric triazine diesters which are useful in this reaction are prepared from substituted open chain precursors, containing one or more heteroatoms in the chain, by reaction with dialkyl 2,3-dioxosuc-

55

ciate. Open chain precursors may be prepared, for example, from methylthiosemicarbazide and an ω -alkynyl alcohol, amine or mercaptan. Certain other triazine intermediates may be prepared from an amidrazone, prepared via the nitrile. The triazine need not be isolated; heating can continue until the desired product is formed.

5 These reactions are illustrated in Flow Diagrams VIII and IX below.

10

15

20

25

30

35

40

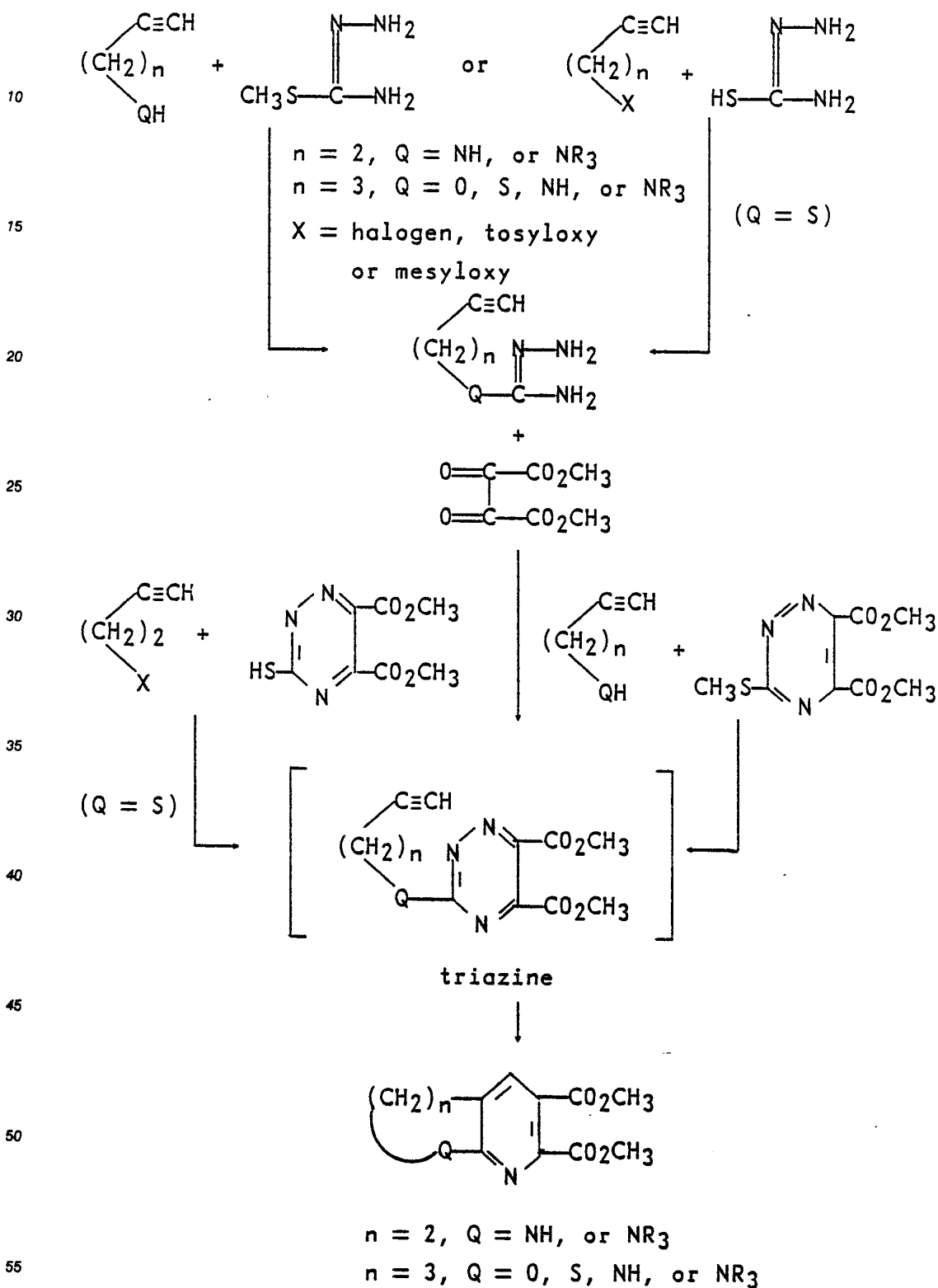
45

50

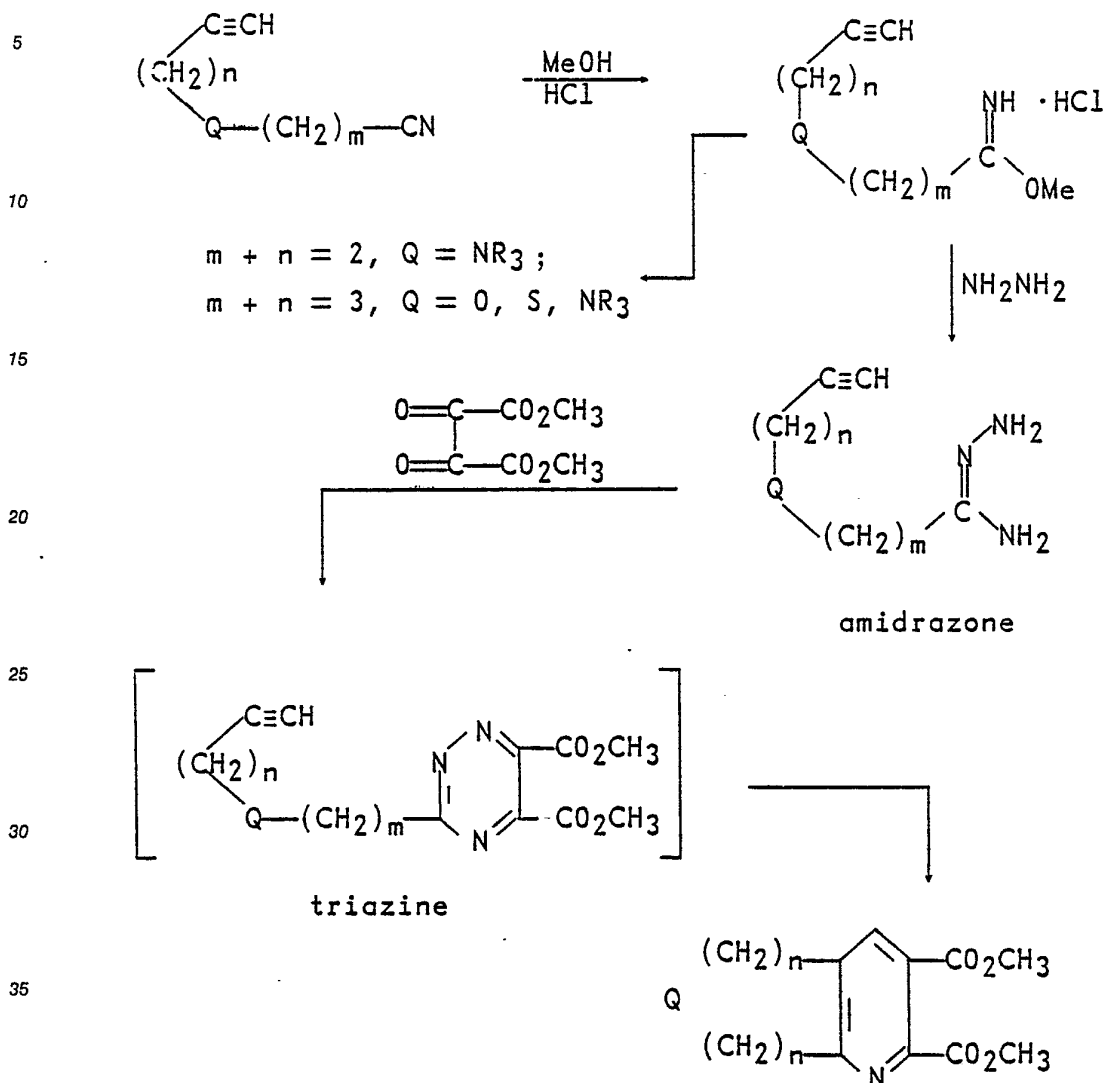
55

FLOW DIAGRAM VIII

5



FLOW DIAGRAM IX



The formula I-IV and XVII-XX (2-imidazolin-2-yl)heteropyridines and the formula V-XVI imidazopyrrolopyridinediones of the present invention are exceedingly effective herbicidal agents useful for the control of an exceptionally wide variety of herbaceous and woody annual and perennial monocotyledonous and dicotyledonous plants. Moreover, these compounds are herbicidally effective for controlling weeds indigenous to both dry land and wet land areas. They are also useful as aquatic herbicides and are unique in their effectiveness in controlling the abovesaid plants when applied to the foliage thereof or to the soil or water containing seeds or other propagating organs of said plants such as tubers, rhizomes or stolons, at rates of from about 0.016 to 4.0 kg/ha, and preferably at rates from about 0.032 to 2.0 kg/ha.

It is of course obvious that the rates of application above the 4.0 kg/ha level can also be used to effectively kill undesirable plant species; however, rates of application of toxicant above the level necessary to kill the undesirable plants should be avoided since application of excessive amounts of toxicant is costly and serves no useful function in the environment.

Among the plants which may be controlled with the compounds of this invention are: Elatine triandra, Sagittaria pycnandra, Scirpus hotarui, Cyperus serotinus, Eclipta alba, Cyperus difformis, Rotala indica, Lindernia pyridonaria, Echinochloa crus-galli, Digitaria sanguinalis, Setaria viridis, Cyperus rotundus, Convolvulus arvensis, Agropyron repens, Datura stramonium, Alopecurus myosuroides, Ipomoea spp., Sida spinosa, Ambrosia artemisiifolia, Eichornia crassipes, Xanthium pensylvanicum, Sesbania exaltata, Avena fatua, Abutilon theophrasti, Bromus tectorum, Sorghum halepense, Lolium spp., Panicum dichotomiflorum, Matricaria spp., Amaranthus retroflexus, Cirsium arvense and Rumex japonicus.

It has been found that the formula I-IV, and XVII-XX (2-imidazolin-2-yl) fused heteropyridines and the formula V-XVI imidazopyrroloheteropyridinediones are generally selective herbicides, particularly effective for controlling undesirable weeds in the presence of leguminous crops such as soybeans, and cereal crops such as wheat, barley, oats and rye. However, certain compounds are less selective than others in this series.

It has also been found that several of the formula (2-imidazolin-2-yl) fused heteropyridines are effective as antilodging agents in cereal crops when applied at rates of application between about 0.5 to 2000 g per hectare. At rates of application not exceeding about 2000 g per hectare, it has also been found that certain of these compounds are effective for increasing branching of leguminous crops and tillering of cereal crops. At rates of application not exceeding 2000 g per hectare, certain of these compounds are useful as dwarfing agents for turf.

Those imidazoliny fused heteropyridines and derivatives, wherein R_1 is a salt-forming cation, which are water soluble, can simply be dispersed in water and applied as dilute aqueous spray to the foliage of plants or to soil containing propagating organs thereof. These salts also lend themselves to formulation as flowable concentrates.

While other fused heteropyridine compounds wherein R_1 is a salt-forming cation or represents an ester which is not water soluble lend themselves to formulation as emulsifiable concentrates, thus providing a wide range of formulation options for specific purposes.

The (2-imidazolin-2-yl) fused heteropyridines can also be formulated as wettable powders, flow concentrates, granular formulations and the like.

Wettable powders can be prepared by grinding together about 20% to 45% by weight of a finely divided carrier such as kaolin, bentonite, diatomaceous earth, attapulgit, or the like, 45% to 80% by weight of the active compound, 2% to 5% by weight of a dispersing agent such as sodium lignosulfonate, and 2% to 5% by weight of a nonionic surfactant, such as octylphenoxy polyethoxy ethanol, nonylphenoxy polyethoxy ethanol or the like.

A typical flowable liquid can be prepared by admixing about 40% by weight of the active ingredient with about 2% by weight of a gelling agent such as bentonite, 3% by weight of a dispersing agent such as sodium lignosulfonate, 1% by weight of polyethylene glycol and 54% by weight of water.

A typical emulsifiable concentrate can be prepared by dissolving about 5% to 25% by weight of the active ingredient in about 65% to 90% by weight of N-methylpyrrolidone, isophorone, butyl cellosolve, methylacetate or the like and dispersing therein about 5% to 10% by weight of a nonionic surfactant such as an alkylphenoxy polyethoxy alcohol. This concentrate is dispersed in water for application as a liquid spray.

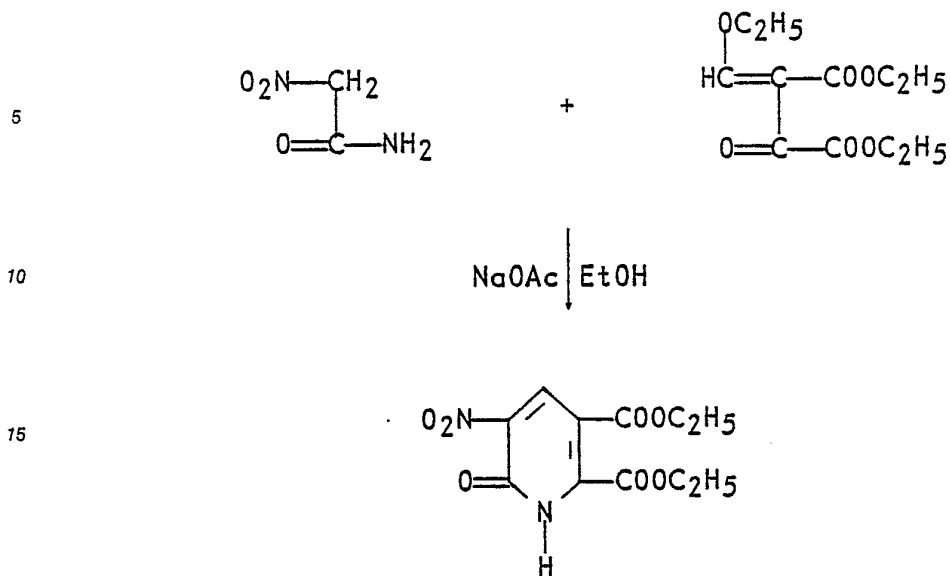
When the compounds of the invention are to be used as herbicides where soil treatments are involved, the compounds may be prepared and applied as granular products. Preparation of the granular product can be achieved by dissolving the active compound in a solvent such as methylene chloride, N-methylpyrrolidone or the like and spraying the thus prepared solution on a granular carrier such as corncob grits, sand, attapulgit, kaolin or the like.

The granular product thus prepared generally comprises about 3% to 20% by weight of the active ingredient and about 97% to 80% by weight of the granular carrier.

In order to facilitate a further understanding of the invention, the following examples are presented primarily for the purpose of illustrating certain more specific details thereof. The invention is not to be deemed limited thereby except as defined in the claims. Unless otherwise noted, all parts are by weight.

EXAMPLE 1

Preparation of diethyl 1,6-dihydro-5-nitro-6-oxo-2,3-pyridinedicarboxylate

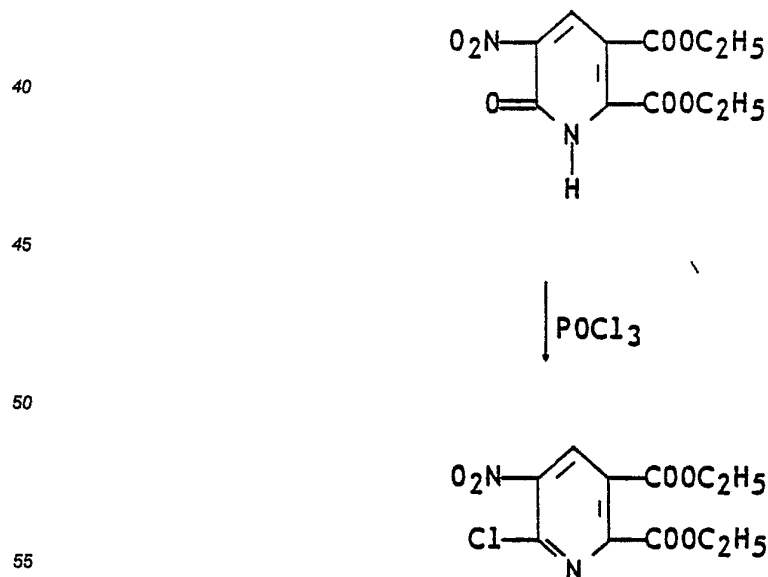


Diethyl (ethoxymethylene) oxalacetate (5.63 g, 0.023 mol,) is dissolved under N₂ atmosphere in 20 mL of absolute ethanol and cooled to 0°C. Nitroacetamide (2.00 g, 0.019 mol,) (S. K. Brownstein, J. Org. Chem 23, 113 (1958)) and sodium acetate (1.56 g, 0.019 mol,) are added and the mixture is stirred at room temperature for 15 hours. The suspension is diluted with 15 mL of absolute ethanol and acidified to pH 2 with concentrated HCl. The inorganics are removed by filtration and the filtrate is concentrated to an oily solid which is gravity chromatographed, first with methylene chloride and the 2% methanol in methylene chloride. The fractions are combined and stripped to give 4.28 g of the title product as a yellow solid, 78.4% yield, melting point 144-145°C.

30

EXAMPLE 2Preparation of diethyl 6-chloro-5-nitro-2,3-pyridinedicarboxylate

35



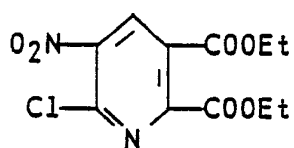
Diethyl 1,6-dihydro-5-nitro-6-oxo-2,3-pyridine-dicarboxylate (26.23 g, 0.092 mol) is partially dissolved under N₂ atmosphere in 250 mL of phosphorous oxychloride and the mixture is heated to 80°C for 15 hours. The mixture is cooled and concentrated and the resulting oil dissolved in ethyl acetate and washed with water, 10%K₂CO₃ and brine. The organic layer is dried over MgSO₄, filtered and the solvent removed to yield a solid which is recrystallized from absolute ethanol/water to give 20.65 g of the product as a brown solid in 73.9% yield, having a melting point of 84.5-86°C.

EXAMPLE 3

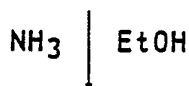
10

Preparation of diethyl 6-amino-5-nitro-2,3-pyridinedicarboxylate

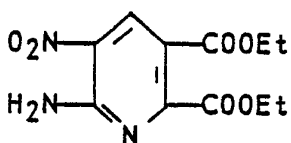
15



20



25



30

Diethyl 6-chloro-5-nitro-2,3-pyridinedicarboxylate (20.59 g, 0.068 mol) is suspended in 500 mL of absolute ethanol and the solution cooled to 0°C. Gaseous ammonia is bubbled in for one hour, causing an exotherm to 20°C. The mixture is concentrated to a brown solid and partitioned between ethyl acetate and water. The organic layer is dried over Na₂SO₄, filtered and the solvent removed to yield a yellow solid, melting point 120-122°C.

35

EXAMPLE 4

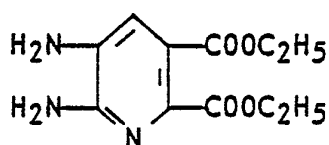
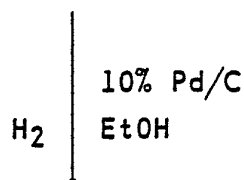
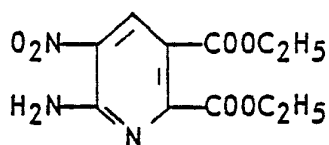
40

Preparation of diethyl 5,6-diamino-2,3-pyridinedicarboxylate

45

50

55



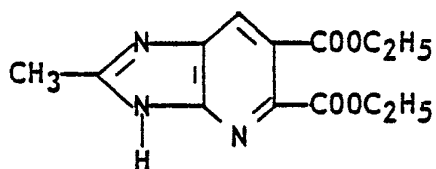
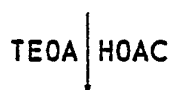
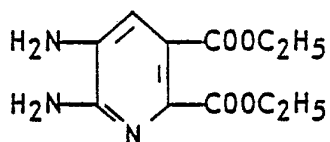
20

Diethyl 6-amino-5-nitro-2,3-pyridinedicarboxylate (5.00 g, 0.0176 mol) is suspended in 240 mL of absolute ethanol and the mixture cooled to 0°C. Palladium on carbon (50 g of 10% is added and the mixture is shaken under 50 psi hydrogen in a Parr apparatus for four hours. The catalyst is removed by filtration through a pad of Celite, and the filtrate is concentrated to yield 4.21 g (94.2%) of product as a yellow solid, melting point 143-146.5°C.

25

EXAMPLE 5

30 Preparation of diethyl 2-methyl-imidazo[4,5-b]pyridine-5,6-dicarboxylate



Diethyl 5,6-diamino-2,3-pyridinedicarboxylate (10.38 g, 0.041 mol) is stirred under an N₂ atmosphere in 100 mL glacial acetic acid, to give a clear orange solution. Triethylorthoacetate (TEOA), (0.19 mol) is then added and the mixture is heated to reflux for 15 hours. The cooled solution is poured into ice water and neutralized with ammonium hydroxide. The solution is extracted with ethyl acetate, the combined organic

55

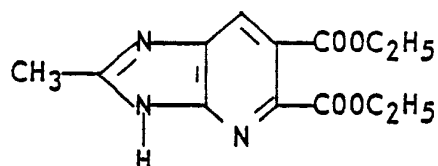
layers washed with brine, dried over Na_2SO_4 , filtered and concentrated to an oil. The oil is taken up in ethyl acetate and the desired product is precipitated by the addition of hexanes in two crops of beige solid, totalling 8.11 g (71.3%), having a melting point of 164-165°C.

5

EXAMPLE 6

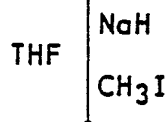
Preparation of diethyl 1,2-dimethyl-1H-imidazo[5,4-b]pyridine-5,6-dicarboxylate (Isomer A) and diethyl 1,2-dimethyl-1H-imidazo[4,5-b]pyridine-5,6-dicarboxylate (Isomer B)

10

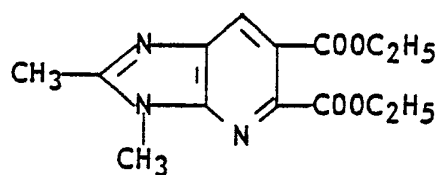


15

20



25

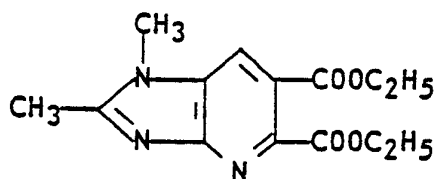


30

Isomer A

35

+



40

Isomer B

45

Diethyl 2-methylimidazo[4,5-b]pyridine-5,6-dicarboxylate (8.11 g, 0.029 mol) is suspended in 250 mL THF. Sodium hydride (1.61 g, 60% dispersion in mineral oil, 0.040 mol) is added in one portion, causing an exotherm to 34°C. Methyl iodide (3.6 mL, 0.058 mol) is added, causing the precipitation of a large amount of solid. THF, 150 mL is then added and the suspension stirred at room temperature for 15 hours. The mixture is poured into 500 mL water and the mixture extracted with methylene chloride. The organic layers are combined, washed with brine, dried over Na_2SO_4 and concentrated to give 5.59 g of a brown solid.

The aqueous layer is concentrated to a solid which is triturated with ethyl acetate and filtered. The filtrate is concentrated to yield 0.59 g of a black oil and the solid is suspended in acetone and heated to reflux. The suspension is filtered, and the filtrate is stripped to 1.82 g of a yellow solid.

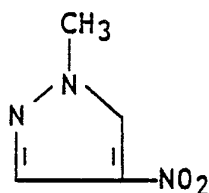
The solid obtained by extraction and the oil are mixtures of isomers. The yellow solid obtained from the boiling acetone is primarily isomer B.

The isomer mixture is separated by chromatography, first using methylene chloride, then 1% methanol in methylene chloride, yielding the purified faster moving isomer A as an oil (0.9g). Structural assignments of A and B are made on the basis of ^{13}C NMR spectroscopy.

5

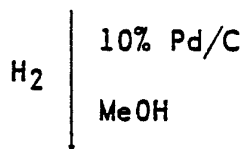
EXAMPLE 7Preparation of 4-amino-1-methylpyrazole

10

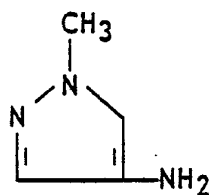


15

20



25



30

35

1-Methyl-4-nitropyrazole (6.00 g, 0.047 mol) (M. E. Foster and J. Hurst, J. Chem. Soc. Perkin 1, 507, - (1976)) is dissolved in 185 mL of methanol and cooled while 0.47 g of 10 % palladium on carbon is added. The mixture is shaken for 15 hours under 50 psi hydrogen in a Parr hydrogenator. The catalyst is removed by filtration through a pad of celite and the filtrate concentrated to give a red oil which is used immediately without characterization or purification.

40

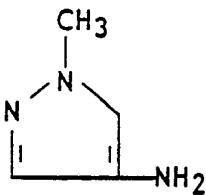
EXAMPLE 8Preparation of dimethyl [1-methylpyrazol-4-yl]amino]butenedicarboxylate

45

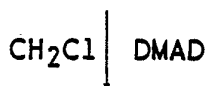
. 50

55

5

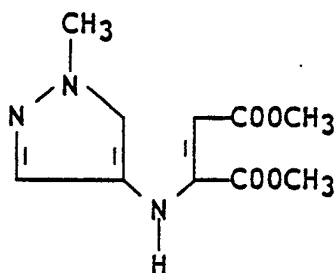


10



15

20



25

Dimethylacetylenedicarboxylate (6.4 mL, 0.052 mol) is dissolved in 75 mL methylene chloride and the mixture cooled to 0°C. Unpurified 4-amino-1-methylpyrazole (assumed to be 4.58 g, 0.047 mol) is dissolved in 25 mL methylene chloride and added dropwise so that the reaction temperature remains below 5°C. The solution is stirred for one hour, and is then allowed to warm to room temperature and stirred for 65 hours. The mixture is concentrated and the resulting oil is used without characterization or purification.

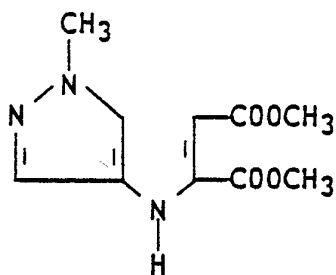
30

EXAMPLE 9

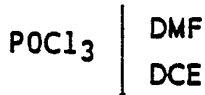
Preparation of dimethyl 1-methylpyrazolo[4,3-b]pyridine 5,6-dicarboxylate

35

40

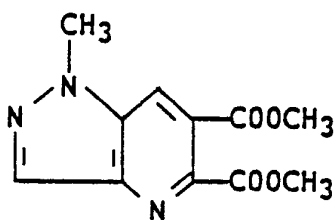


45



50

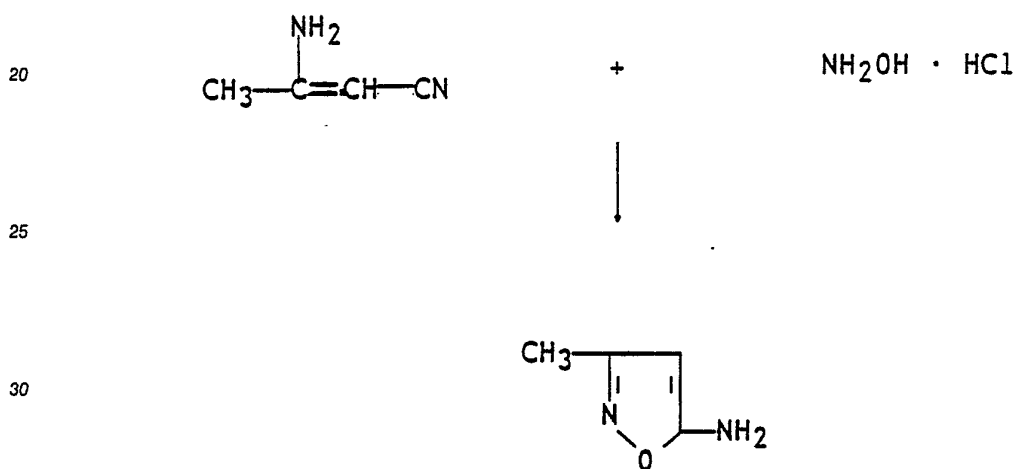
55



Dimethylformamide (7.4 mL, 0.096 mol) is dissolved in 125 mL dichloroethane and the mixture cooled to -5°C in an acetone/ice bath. Phosphorous oxychloride (8.9 mL, 0.095 mol) is added in one portion and the clear colorless solution is allowed to warm slowly to room temperature, gradually turning yellow. The unpurified dimethyl [(1-methylpyrazol-4-yl)amino]butenedicarboxylate is dissolved in 75 mL of dichloroethane and added to the chilled Vilsmeier reagent dropwise keeping the reaction temperature below 5°C . The mixture is allowed to warm slowly to room temperature over four hours, and then is heated to reflux for one hour. The mixture is concentrated to a solid which is chromatographed using 3:1 hexanes/ethyl acetate. The fractions containing the desired product are combined and concentrated to give the product as a white solid (16.93 g, 71.4%), melting point $148\text{-}149^{\circ}\text{C}$.

EXAMPLE 10

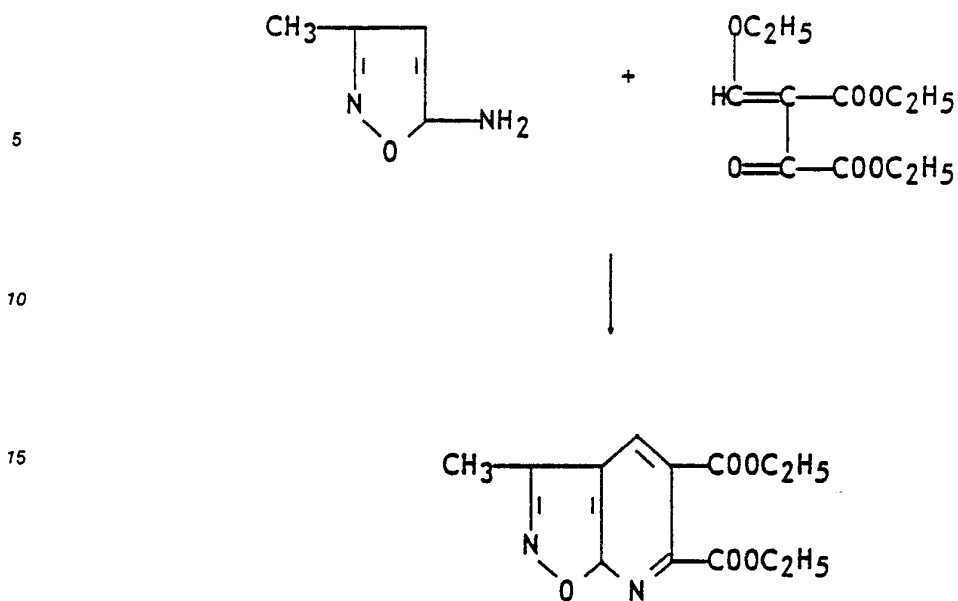
Preparation of 3-methyl-5-amino isoxazole



Hydroxylamine hydrochloride (34.81 g, 0.50 mol) is dissolved in 100 mL water and the solution cooled in an ice bath for ten minutes. Then 3-aminocrotonitrile (48.30 g of 85%, 0.50 mol) is added portionwise over ten minutes. After stirring for 30 minutes, the solution turns orange and a solid precipitates. The solid is collected by filtration and recrystallized from benzene, giving the product (30.98 g, 63.2%) as a white solid, having a melting point of $77\text{-}79^{\circ}\text{C}$.

EXAMPLE 11

Preparation of diethyl 3-methylisoxazolo[5,4-b]pyridine-5,6-dicarboxylate



25 5-Amino-3-methylisoxazole (12.25 g, 0.125 mol) and diethyl(ethoxymethylene)oxalacetate (33.55 g, 0.138 mol) are dissolved in 200 mL glacial acetic acid under an N₂ atmosphere. The solution is heated to reflux for two hours, then stirred at room temperature for 65 hours. The solution is poured into ice water, causing the precipitation of a red solid. The solid is collected by filtration, redissolved in 175 mL glacial acetic acid and reprecipitated with the addition of ice. The resulting yellow solid is collected by filtration and air dried, giving 14.20 g of product, yield 40.8%, having melting point 95-99°C. A small amount is recrystallized from hexanes/ethyl acetate, melting point 100-101°C.

30 **EXAMPLE 12**

Preparation of triethyl 5-(3-carboxy-3-hydroxyacryloyl)-1,6-dihydro-6-oxo-2,3-pyridenedicarboxylate

35

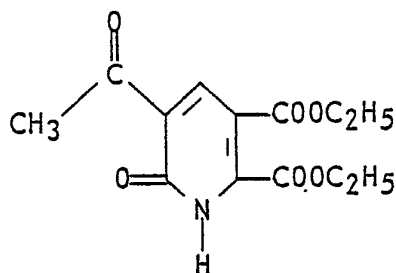
40

45

50

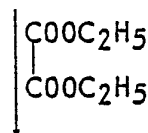
55

5

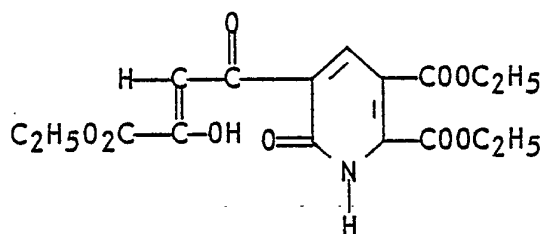


10

15



20



25

30

To absolute ethanol 900 mL is added Na pellets (20.61 g, 0.896 mol, 5 eq), giving a clear colorless solution. Diethyl 5-acetyl-1,6-dihydro-6-oxo-2,3-pyridinedicarboxylate (50.00 g, 0.178 mol,) is added in one portion, giving a finely divided pale yellow suspension which is stirred at room temperature for one and one-half hours. Diethyl oxalate (170 mL, 1.25 mol) diluted to 500 mL with absolute ethanol is added over 45 minutes, giving a bright yellow suspension, which is stirred at room temperature for one and one-half hours. The mixture is poured into 1500 mL water and acidified to pH 2 with concentrated HCl, giving the product as a yellow solid which is collected by filtration, having a melting point 162-164°C.

35

EXAMPLE 13

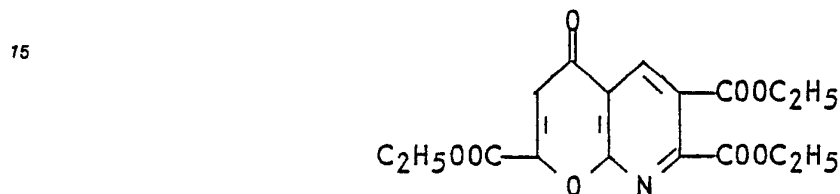
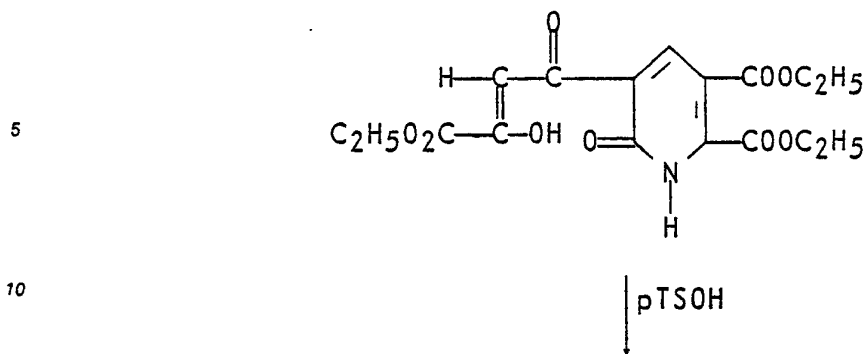
Preparation of triethyl 4-oxo-ovrano[2,3-b]pyridine-2,6,7-tricarboxylate

40

45

50

55



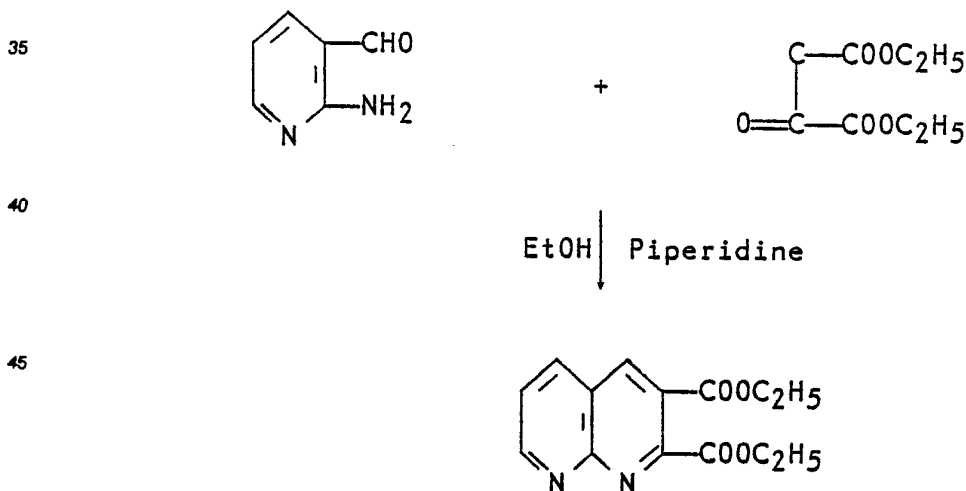
The crude triethyl 5-(3-carboxy-3-hydroxyacryloyl)-1,6-dihydro-6-oxo-2,3-pyridinedicarboxylate (82.16 g, 0.178 mol) is suspended under N_2 in 1000 mL xylene with stirring. *p*-Toluenesulfonic acid (1.00 g) is added and the suspension is heated to reflux for twelve hours. The solution is filtered to remove the impurities from the starting material and the filtrate is concentrated to a solid, which is recrystallized from methylene chloride/hexanes, giving the product as a yellow solid, (41.85 g, 64.8% over two steps having a melting point 106-106.5°C.

25

EXAMPLE 14

30

Preparation of diethyl 1,8-naphthyridine-2,3-dicarboxylate



2-Amino-3-formylpyridine (T. G. Majewicz and P. Calurve, J. Org. Chem. **39**, 720 (1974); 37.1 g 0.30 mol) is suspended under N_2 in 400 mls absolute ethanol with stirring. Then piperidine (3 mL) and diethyl oxalacetate (115 g, 0.61 mol, 2 eq) are added and the mixture is heated to reflux for 20 hours. Another 17 g diethyl oxalacetate (0.09 mol) is added and heating is continued for two hours. The mixture is cooled and concentrated to an oil which is chromatographed using 4:1 hexanes/ethyl acetate, to give the product as a white to pale yellow solid (52.00 g, 62.4%) melting point 88.5-89.5°C.

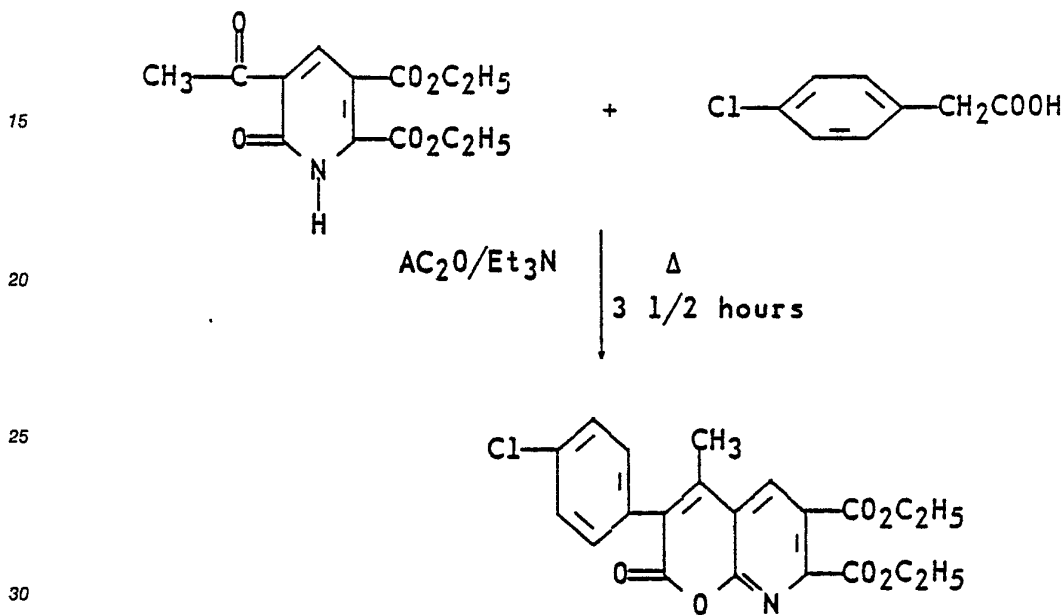
55

Likewise, 1-methyl-4-amino-1,2,3-triazole-5-carboxaldehyde (ref: Chem. Pharm. Bull 27, 2861 (1979) is prepared in situ and condensed under the above conditions to give diethyl 1-methyl-1,2,3-triazole[5,4-b]-pyridinedicarboxylate.

5

EXAMPLE 15Preparation of diethyl 3-(p-chlorophenyl)-4-methyl-2-oxo-2H-pyranof[2,3-b]pyridine-6,7-dicarboxylate

10



25

30

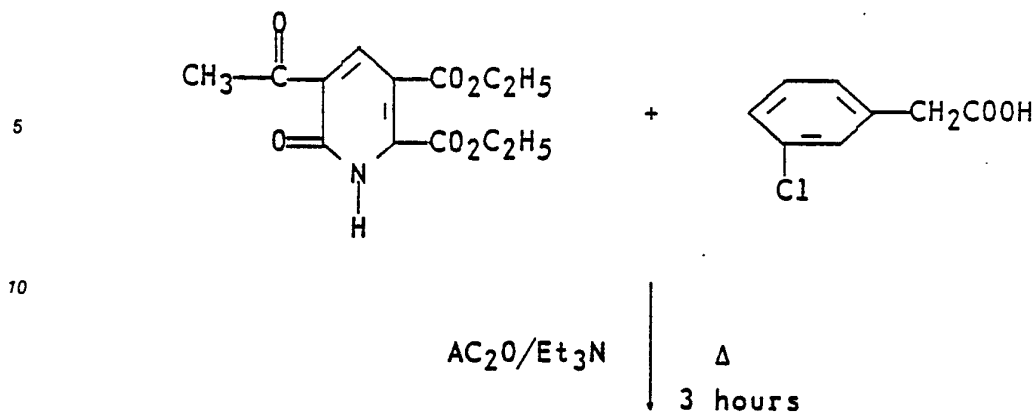
Diethyl 5-acetyl-1,6-dihydro-6-oxo-2,3-pyridinedicarboxylate, (6.0 g, 0.0213 mol), 4-chlorophenyl acetic acid (3.64 g, 0.0213 mol) and triethylamine (3.0 g, 1.5 eq) are refluxed in 50 mL of acetic anhydride for three and one-half hours and then stirred at room temperature overnight. The reaction mixture is poured into 100 mL of ice cold water and the pH is adjusted to 8 with an ammonium hydroxide solution. The crystalline solid is filtered, washed with water, dried and dissolved in 100 mL of methylene chloride. The solution is dried over anhydrous sodium sulfate and the solvent removed under reduced pressure to give the desired product (8.8 g, 99%), which is crystallized from ethyl acetate to give the pure product having a melting point 179-181 °C.

40

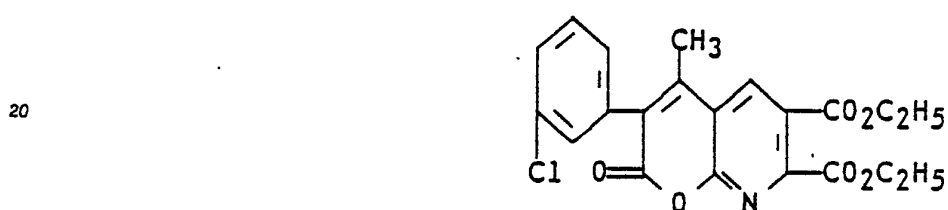
EXAMPLE 16Preparation of diethyl 3-(m-chlorophenyl)-4-methyl-2-oxo-2H-pyranof[2,3-b]pyridine-6,7-dicarboxylate

50

55



15

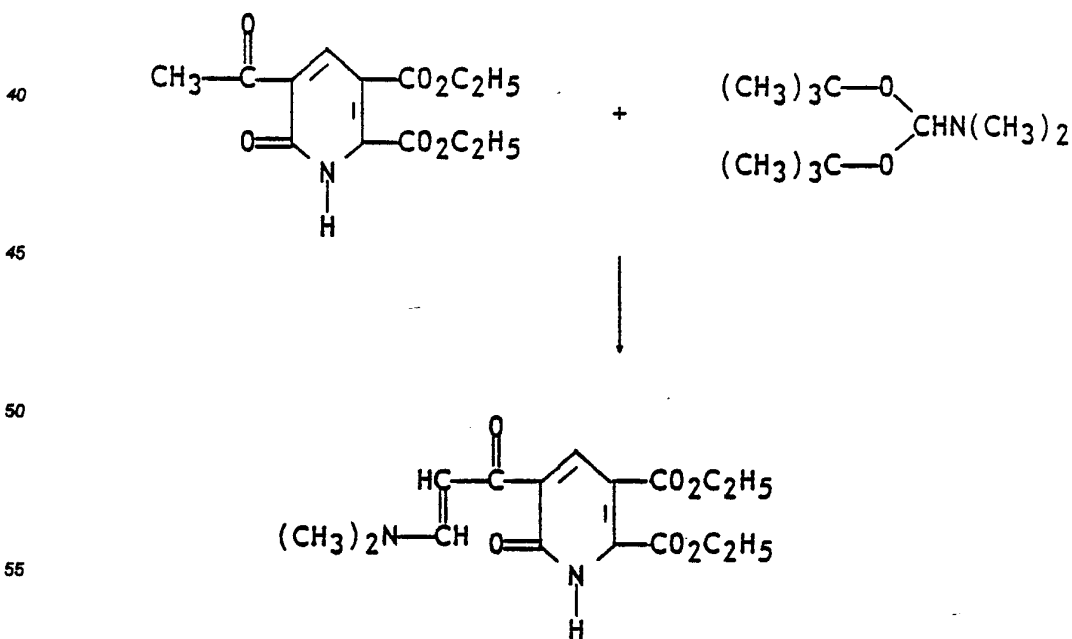


25 Diethyl 5-acetyl-1,6-dihydro-6-oxo-2,3-pyridinedicarboxylate (12.0 g, 0.043 mol), 3-chlorophenyl acetic acid (7.33 g, 0.043 mol) and triethylamine (6.52 g) are refluxed in 120 mL of acetic anhydride for three hours. The reaction mixture is cooled, poured into 120 mL of ice-cold water and made alkaline to pH 8 with an ammonium hydroxide solution. The crystalline solid is filtered and washed with water to give (17.0 g, 95%) of the product after drying. Recrystallization from ethyl acetate affords the pure product (13.29, 74% yield), melting point 170-172°C.

30

EXAMPLE 17

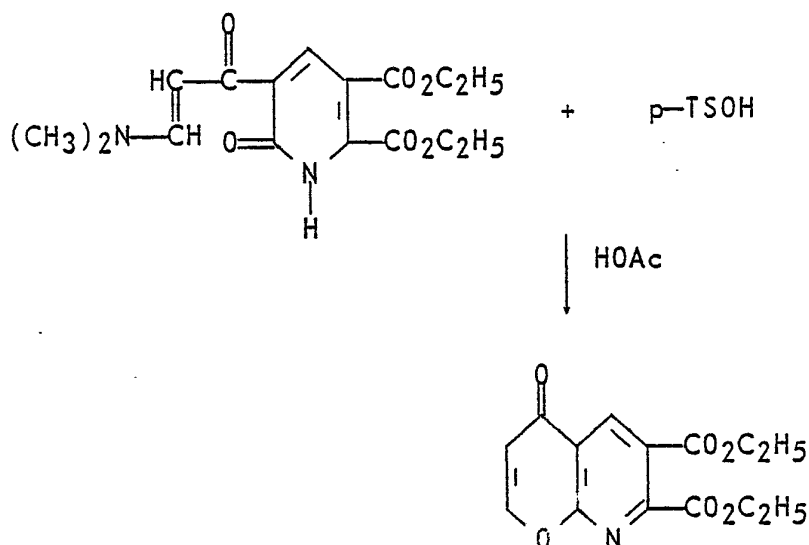
35 Preparation of diethyl 5-[3-dimethylamino)acryloyl]-1,6-dihydro-6-oxo-2,3-pyridinedicarboxylate



Diethyl 5-acetyl-1,6-dihydro-6-oxo-2,3-pyridinedicarboxylate, (25 g, 0.089 mol) and N,N-dimethylformamide dineopentyl acetal (50 mL, 98%, 40.62 g, 0.176 mol) are heated for 30 minutes at 80-100°C. After cooling to room temperature, the product is obtained as a precipitate and is filtered and washed with hexane to yield 23.4 g, 70% yield, of solid which is recrystallized from isopropanol to give a pure product, melting point 182-183°C.

EXAMPLE 18

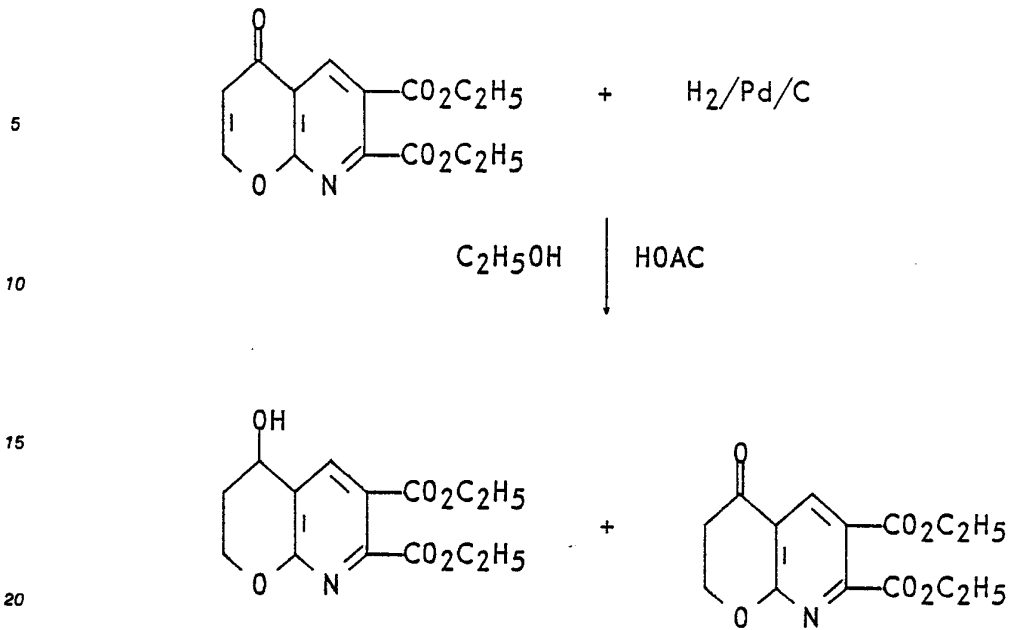
Preparation of diethyl 4-oxo-4H-pyranof[2,3-b]pyridine-6,7-dicarboxylate



Diethyl 5-[3-(dimethylamino)acryloyl]-1,6-dihydro-6-oxo-2,3-pyridinedicarboxylate (6 g, 0.0178 mol), and p-toluenesulfonic acid (4.5 g, 0.021 mol) in acetic acid (60 mL) are heated at reflux for three hours. The mixture is then evaporated to dryness, neutralized with a saturated NaHCO₃ solution and extracted with methylene chloride. The organic solution is dried over Na₂SO₄, and concentrated to a thick oil, which solidifies after trituration with hexane-ether (4 g, 77%). The product is recrystallized from isopropanol to give a melting point 71-72°C.

EXAMPLE 19

Preparation of diethyl 3,4-dihydro-4-hydroxy-2H-pyranof[2,3-b]pyridine-6,7-dicarboxylate and 3,4-dihydro-4-oxo-2H-pyranof[2,3-b]pyridine-6,7-dicarboxylate



Diethyl 4-oxo-4H-pyrano[2,3-b]pyridine-6,7-dicarboxylate (8 g, 0.027 mol) and palladium on carbon (0.8 g, 10%) suspended in ethanol (250 mL) and acetic acid (25 mL) are shaken under 50 psi hydrogen in a Parr apparatus for 16 hours. The mixture is filtered and the filtrate evaporated to dryness. The residue is neutralized with a saturated NaHCO₃ solution and then extracted with methylene chloride and the methylene chloride solution dried over Na₂SO₄. Evaporation of the solvent gives the product mixture as an oil (8.34 g) which is purified by column chromatography to give the alcohol (4.4 g, 54%) and the ketone (2.4 g, 28%).

30 EXAMPLE 20

Preparation of diethyl 2H-pyrano[2,3-b]pyridine-6,7-dicarboxylate and diethyl 3,4-dihydro-2H-pyrano [2,3-b]pyridine-6,7-dicarboxylate

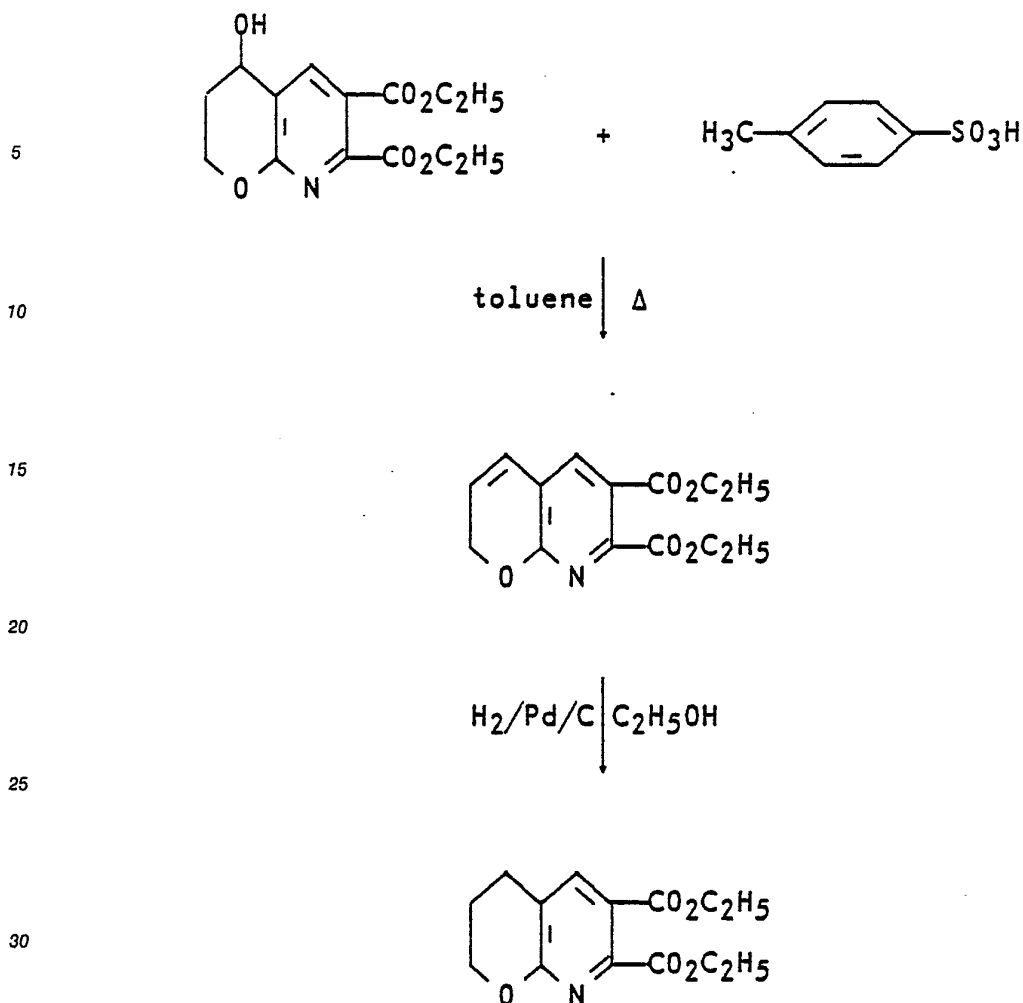
35

40

45

50

55



Diethyl 3,4-dihydro-4-hydroxy-2H-pyrano[2,3-b]pyridine-6,7-dicarboxylate (4.4 g, 0.015 mol), and *p*-toluenesulfonic acid (3.5 g, 0.018 mol) in toluene 100 mL) are heated at 150°C for one and one-half hours. The water formed is azeotropically distilled and collected in a Dean-Stark trap. After cooling to room temperature, the reaction mixture is evaporated to dryness and then neutralized with a saturated solution of NaHCO₃ and extracted with methylene chloride. The methylene chloride layer is dried over Na₂SO₄ and evaporated to give (2.71 g) oil (65%). The mass spectrum of this oil confirms the structure as 2H-pyrano-

40 [2,3-*b*]pyridine-6,7-dicarboxylic acid, diethyl ester.

The oil (2.71 g, 0.0098 mol) and Pd/C (10%, 0.27 g) suspended in ethanol (60 mL) and reacted with 50 psi hydrogen in a Parr apparatus for one and one-half hours. The mixture is filtered and the filtrate evaporated to give (2.34 g) of the desired product as a white solid, which has a melting point 66-67°C.

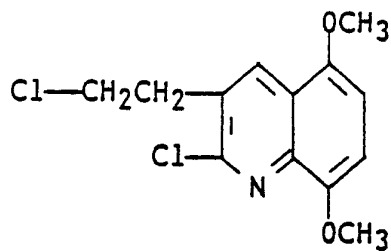
45

EXAMPLE 21Preparation of dimethyl 5-(2-chloroethyl)-6-chloro-2,3-pyridinedicarboxylate

50

55

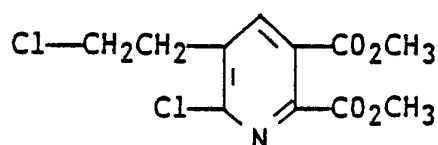
5



10



15



20

Ozone gas is bubbled into a solution containing 2-chloro-3-(2-chloroethyl)-5,8-dimethoxyquinoline (22.0 g); (O. Meth-Cohn, J. Chem. Soc., Perkin I, 1537-1543), trimethylorthoformate (80 mL) and H_2SO_4 (2 mL) in methanol (1.0 L) over five hours and 45 minutes. The mixture is concentrated under vacuum and the remaining oil dissolved in ether and washed with saturated sodium bicarbonate solution. The aqueous layer is extracted with additional ether. The combined ether extracts are washed with a 5% sodium bisulfite solution and then saturated sodium chloride solution. The organic layer is dried over anhydrous magnesium sulfate and concentrated under vacuum affording 16.5 g (71%) of dimethyl 5-(2-chloroethyl)-6-chloro-2,3-pyridinedicarboxylate as an orange oil.

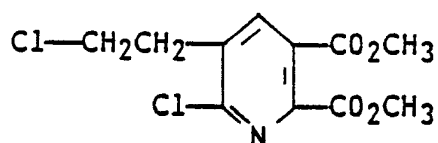
30

EXAMPLE 22

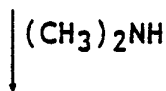
Preparation of dimethyl 1-methyl-2,3-dihydro-1H-pyrrolo[2,3-b]pyridine-5,6-dicarboxylate

35

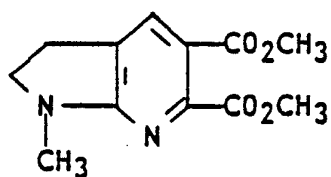
40



45



50



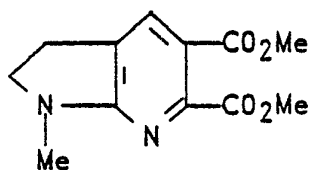
55

Dimethylamine (7.5 g, 166.6 mol) is bubbled into a solution of dimethyl 5-(2-chloroethyl)-6-chloro-2,3-pyridinedicarboxylate (20.0 g, 66 mmol) in methanol (400 mL) over three hours. The resulting solution is stirred for 64 hours at room temperature and then four and one-half hours at reflux. After cooling the mixture is concentrated under vacuum and the crude product chromatographed on 250 g silica using 2:1 hexanes:ethyl acetate and then 1:1 hexanes:ethyl acetate as eluant, affording 2.32 g (14%) of dimethyl 1-methyl-2,3-dihydro-1H-pyrrolo[2,3-b]pyridine-5,6-dicarboxylate, which is recrystallized from methylene chloride/hexanes, having a melting point 132-133°C.

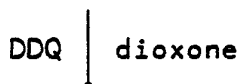
10 EXAMPLE 23

Preparation of dimethyl 1-methyl-1H-pyrrolo[2,3-b]pyridine-5,6-dicarboxylate

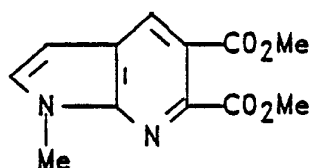
15



20



25



30

To a solution of 2.53 g (0.010 mol) dimethyl 2,3-dihydro-1-methyl-1H-pyrrolo[2,3-b]pyridine-5,6-dicarboxylate in 40 mL dioxane is added 2.64 g (0.011 mol) 2,3-dichloro-5,6-dicyano-1,4-benzoquinone. The resulting solution is stirred for 17 hours at 25°C and for three hours at reflux. The dioxane is removed under vacuum and the residue is partitioned between 100 mL CH₂Cl₂ and 100 mL at NaHCO₃ and filtered. The layers are separated and the aqueous fraction is extracted with 2x75 mL CH₂Cl₂. The combined CH₂Cl₂ solutions are dried over MgSO₄ and are concentrated under vacuum. The crude product is chromatographed on 50 g silica using 2:1-hexanes:ethylacetate as eluant. Affords 1.90 g (75%) of dimethoxy-1-methyl-1H-pyrrolo[2,3-b]pyridine-5,6-dicarboxylate as a yellow solid, mp 132-133°C.

35

40

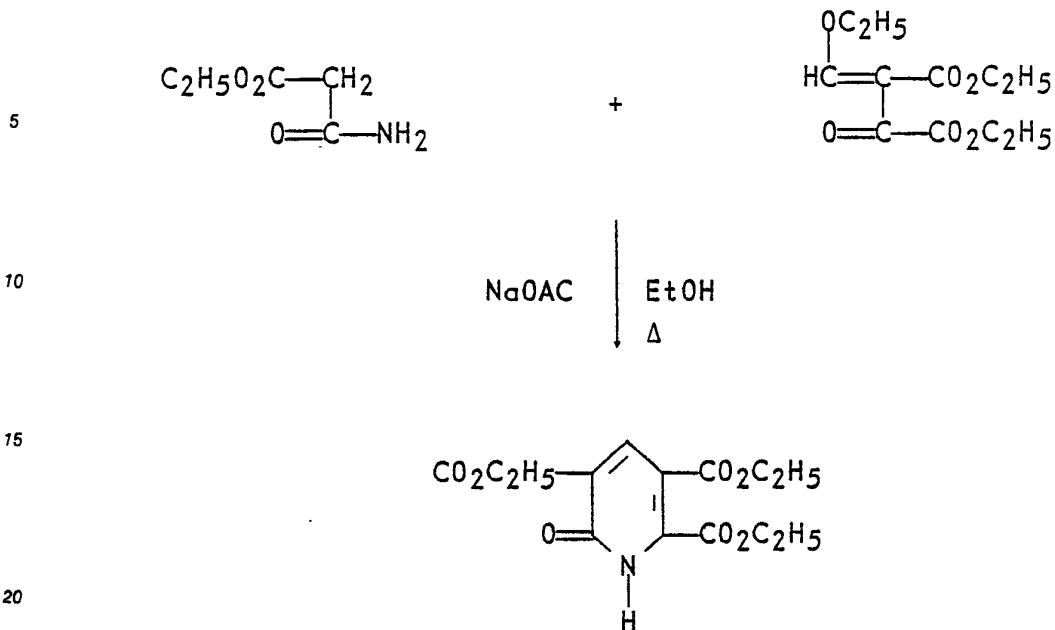
EXAMPLE 24

45

Preparation of triethyl-1,6-dihydro-6-oxo-2,3,5-pyridine-tricarboxylate

50

55



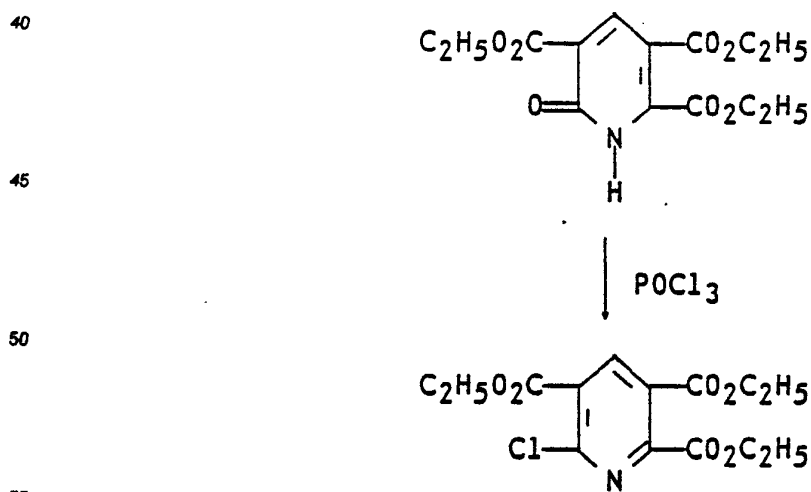
25 A solution of ethylmalonamate (23.6 g, 0.18 mol) in absolute ethanol (300 mL) is added to a stirred solution of diethyl ethoxymethyleneoxalacetate (44.0 g 0.18 mol) in ethanol (200 mL) at 0°C, followed by the addition, of solid sodium acetate (14.72 g, 0.18 mol). After stirring for ten minutes at 0°C, the mixture is heated to reflux and stirred for 13.5 hours. After cooling, the ethanol is removed under vacuum, and the residue diluted with water and acidified to pH 2 with concentrated hydrochloric acid. The aqueous solution is extracted with methylene chloride (2x200 mL) and the organic layer washed with 300 mL saturated sodium chloride, then dried over anhydrous magnesium sulfate and concentrated in vacuum to give 45.0 g of the title product as an orange oil.

30

EXAMPLE 25

Preparation of triethyl 6-chloro-2,3,5-pyridine-tricarboxylate

35

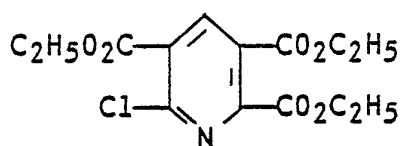


A solution of triethyl 1,6-dihydro-6-oxo-2,3,5-pyridine-tricarboxylate (39.7 g) in 300 mL of phosphorous oxychloride and 0.5 mL dimethylformamide is stirred at 100°C for four hours and 15 minutes. After cooling, the excess phosphorous oxychloride is removed under vacuum. The residue is taken up in 200 mL methylene chloride and the solution poured into 500 mL of ice water and the layers are separated. The aqueous layer, made basic with concentrated ammonium hydroxide and ice, is extracted with 150 mL methylene chloride. The combined methylene chloride extracts are dried over magnesium sulfate, filtered and concentrated under vacuum, and the resulting crude product is chromatographed on silica using 5:1 hexanes:ethyl acetate and then 4:1 hexanes:ethyl acetate as eluants affording 26.5 g (47%) of the title product as an oil.

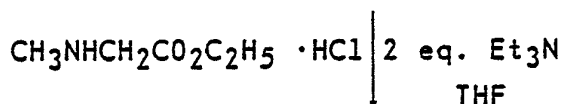
10

EXAMPLE 26Preparation of tetraethyl 6-[(carboxymethyl)methylamino]-2,3,5-pyridinetricarboxylate

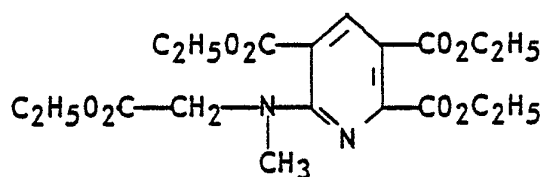
15



20



25



30

35

Sarcosine ethyl ester hydrochloride (13.91 g, 0.090 mol) is added to a stirred solution of triethyl 6-chloro-2,3,5-pyridinetricarboxylate (26.2 g, 0.075 mol) in tetrahydrofuran (THF, 200 mL) containing triethylamine (23 mL, 0.166 mol) at 0°C. The resulting solution is stirred for 24 hours at room temperature. The triethylamine hydrochloride is removed by filtration and is washed with 100 mL ether. The filtrate is concentrated under vacuum and the crude product chromatographed on silica using 4:1 hexanes:ethyl acetate as eluant affording 21.1 g (60%) of tetraethyl 6-[(carboxymethyl)methylamino]-2,3,5-pyridinetricarboxylate as a yellow oil.

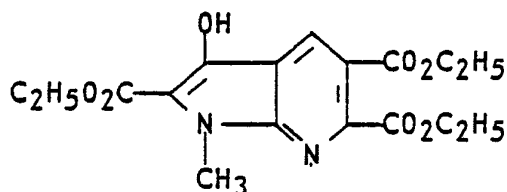
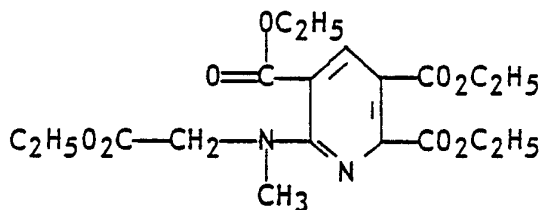
40

45

EXAMPLE 27Preparation of triethyl-3-hydroxy-1-methyl-1H-pyrrolo-[2,3-b]pyridine-2,5,6-tricarboxylate

50

55



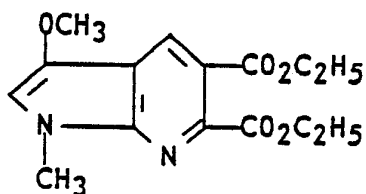
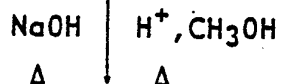
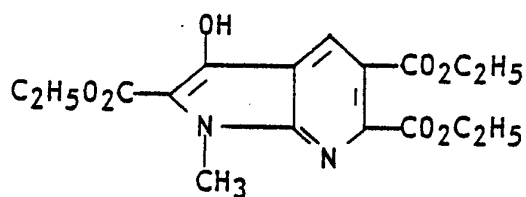
30

Tetraethyl-6-[(carboxymethyl)methylamino]-2,3,5-pyridinetricarboxylate (0.3 g, 0.73 mmol) in ethanol (10 mL) is added to a freshly prepared solution of sodium ethoxide (2.1 mmol) in ethanol at room temperature. The resulting orange solution is stirred for two hours at room temperature, then is poured into 200 mL water and the pH adjusted to 8 with saturated aqueous sodium bicarbonate. The aqueous solution is extracted with methylene chloride (3x100 mL). The combined methylene chloride extracts are dried over anhydrous magnesium sulfate, filtered and concentrated under reduced pressure, affording triethyl-3-hydroxy-1-methyl-1H-pyrrolo[2,3-b]pyridine-2,5,6-tricarboxylate (0.28 g, 100%), which upon recrystallization from methylene chloride/hexanes has a melting point 129-130°C.

EXAMPLE 28

Preparation of diethyl 3-methyl-1H-pyrrolo[2,3-b]pyridine-5,6-dicarboxylate

35

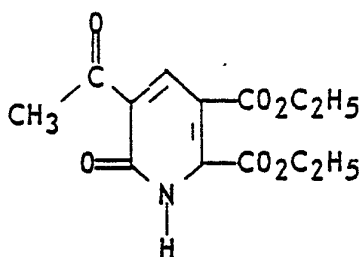


A solution of triethyl 3-hydroxy-1-methyl-1H-pyrrolo[2,3-b]pyridine-2,5,6-tricarboxylate (9.2 g, 0.025 mol) in 75 mL 2N sodium hydroxide is heated at 60°C for 21 hours. After cooling to 0°C, the reaction mixture is acidified to pH 3 with concentrated hydrochloric acid. The majority of the water is removed by azeotropic distillation with toluene and the remaining solution (25 mL) is diluted with (300 mL) methanol. To this solution is added (3 mL) concentrated sulfuric acid and the resulting solution is heated for 64 hours at reflux. After cooling, the reaction mixture is concentrated under vacuum and the residue partitioned between aqueous sodium bicarbonate (500 mL, 5%) and methylene chloride (300 mL). The layers are separated and the aqueous solution is extracted with additional (200 mL) methylene chloride. The combined organic extracts are washed with 200 mL saturated sodium chloride solution, dried over anhydrous magnesium sulfate and concentrated under vacuum. The crude product is chromatographed on silica using 2:1 hexane:ethyl acetate as an eluant, affording 2.04 g (29%) of diethyl 3-methoxy-1-methyl-1H-pyrrolo[2,3-b]pyrrolo[2,3-b]pyridine-5,6-dicarboxylate, mp 73-74°C.

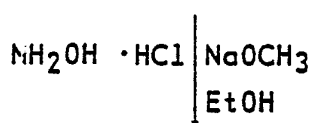
15 EXAMPLE 29

Preparation of diethyl 5-acetyl-1,6-dihydro-6-oxo-2,3-pyridinedicarboxylate, 5-oxime

20

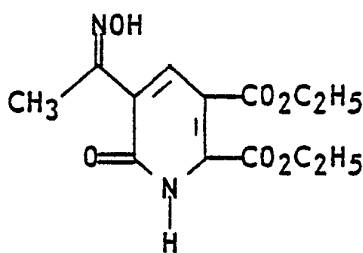


25



30

35



40

Hydroxylamine hydrochloride (4.94 g, 0.0711 mol) and sodium methoxide (7.68 g, 0.1422 mol) are added to a solution of diethyl 5-acetyl-1,6-dihydro-6-oxo-2,3-pyridinedicarboxylate (20.00 g, 0.0711 mol) dissolved in absolute ethanol (450 mL) under an N₂ atmosphere. The reaction mixture is heated to reflux for 40 minutes and is then stirred at room temperature overnight. The mixture is then acidified to pH 4-5 with glacial acetic acid and diluted with water (200 mL). The removal of the ethanol *in vacuo* results in the precipitation of an off-white solid, which is collected by filtration, washed with water, and air dried to give diethyl 5-acetyl-1,6-dihydro-6-oxo-2,3-pyridinedicarboxylate, 5-oxime, melting point 140-142°C.

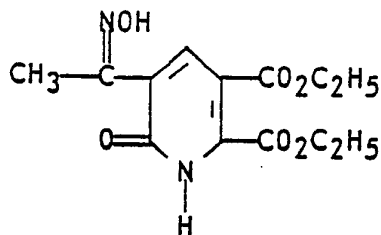
50

EXAMPLE 30

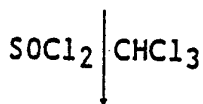
55

Preparation of diethyl 5-acetamido-1,6-dihydro-6-oxo-2,3-pyridinedicarboxylate and diethyl 2-methyloxazolo[5,4-b]pyridine-5,6-dicarboxylate

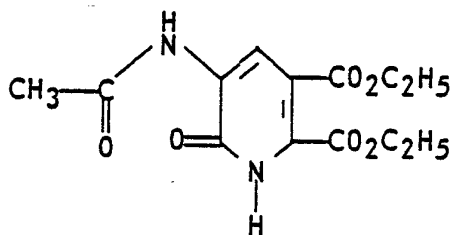
5



10



15

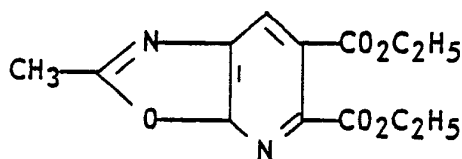


20

25

+

30



35 Thionyl chloride (35.5 mL, 0.486 mol) and three drops of N,N-dimethylformamide are added to a solution of diethyl 5-acetyl-1,6-dihydro-6-oxo-2,3-pyridinedicarboxylate, 5-oxime (47.99 g, 0.162 mol) dissolved in chloroform (800 mL) under an N₂ atmosphere. The reaction is stirred at room temperature for one hour, then stirred at room temperature overnight.

The solution is concentrated *in vacuo* and the residue partitioned between methylene chloride and water.

40 The two phase system is neutralized with 2M sodium hydroxide solution and the aqueous layer separated and extracted with methylene chloride. The combined organic solutions are dried over anhydrous sodium sulfate, concentrated *in vacuo* and chromatographed over silica gel with 1-30% ethyl acetate in methylene chloride to give diethyl 5-acetamido-1,6-dihydro-6-oxo-2,3-pyridinedicarboxylate in 58% yield, which upon crystallization from methylene chloride/hexane has melting point 149-151°C.

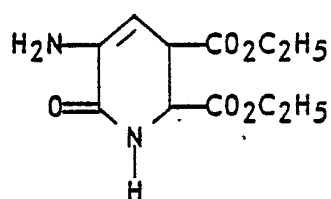
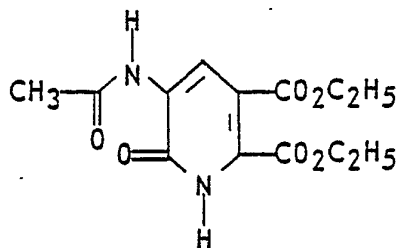
45 The fractions enriched with the 2-methyloxazolo[5,4-b]pyridine are chromatographed over silica gel with hexane/ethyl acetate (3:1) eluant. Recrystallization of the product from methylene chloride/hexane gives diethyl 2-methyloxazolo[5,4-b]pyridine-5,6-dicarboxylate as pale yellow crystals in 17% yield having a melting point 101-103°C.

50

EXAMPLE 31

Preparation of diethyl 5-amino-1,6-dihydro-6-oxo-2,3-pyridinedicarboxylate

55

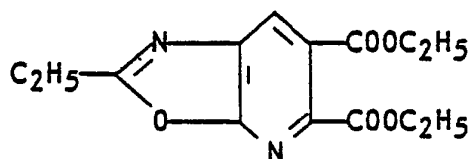
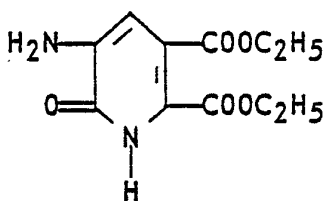


25 Hydrogen chloride gas is bubbled into a solution of diethyl 5-acetamido-1,6-dihydro-6-oxo-2,3-pyridinedicarboxylate (5.2 g, 0.018 mol) dissolved in absolute ethanol (400 mL) until the solution is saturated at 20°C. The reaction is stirred at room temperature overnight and is then concentrated in vacuo. The resulting residue is dissolved in water, neutralized with solid sodium bicarbonate, and extracted into methylene chloride. The combined organic extracts are dried over anhydrous sodium sulfate, filtered and concentrated in vacuo to give diethyl 5-amino-1,6-dihydro-6-oxo-2,3-pyridinedicarboxylate as a yellow solid

30 in quantitative yield.

EXAMPLE 32

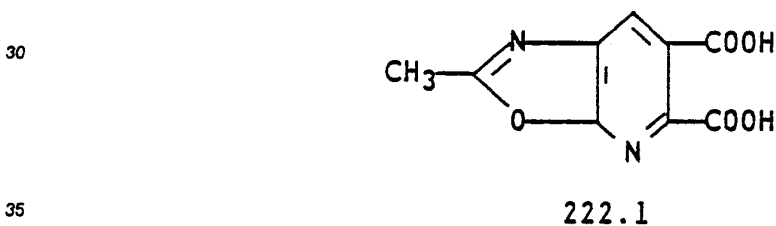
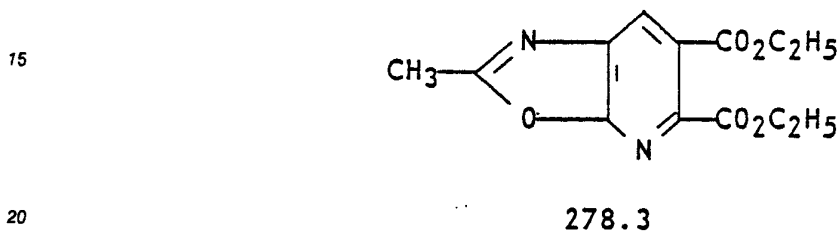
35 Preparation of diethyl 2-ethylloxazolo[5,4-b]pyridine-5,6-dicarboxylate



Diethyl 5-amino-1,6-dihydro-6-oxo-pyridine-2,3-dicarboxylate (7.57 g, 0.030 mol), is suspended in 60 mL triethylorthopropionate (TEOP 0.30 mol). A small amount of *p*-toluene sulfonic acid is added and the mixture is heated at reflux for 65 hours. The triethylorthopropionate is removed *in vacuo* and the resulting oil is purified by column chromatography. The fractions containing the pure desired product are combined and stripped to a honey colored oil weighing 7.38 g, yield 84.8%.

EXAMPLE 33

10 Preparation of 2-methyloxazole[5,4-*b*]pyridine-5,6-dicarboxylic acid



To a solution of diethyl 2-methyloxazo[5,4-*b*]pyridine-5,6-dicarboxylate (5.42 g, 0.0195 mol) dissolved in absolute methanol (160 mL) is added a 10% aqueous sodium hydroxide solution (36.1 mL, 0.0974 mol). A white precipitate slowly forms. The reaction is stirred at room temperature for one hour, diluted with water (20 mL) to dissolve the precipitate, and concentrated *in vacuo*. The residue is dissolved in water and acidified to pH 2-3 with concentrated HCl. the resulting white precipitate is collected by filtration, washed with water, and air dried to give 2-methyloxazo[5,4-*b*]pyridine-5,6-dicarboxylic acid in 61% yield, melting point 235-236°C (dec).

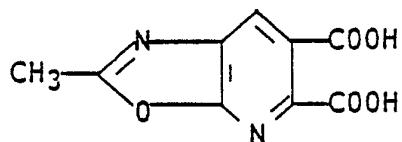
45

EXAMPLE 34

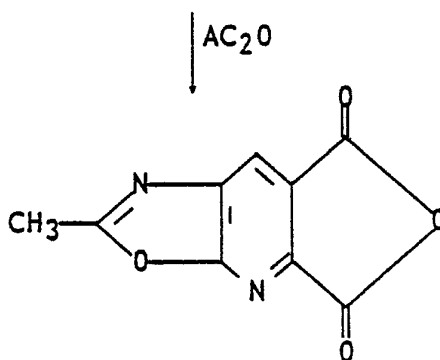
50 Preparation of 2-methyloxazo[5,4-*b*]pyridine-5,6-dicarboxylic anhydride

50

55



222.1



204.1

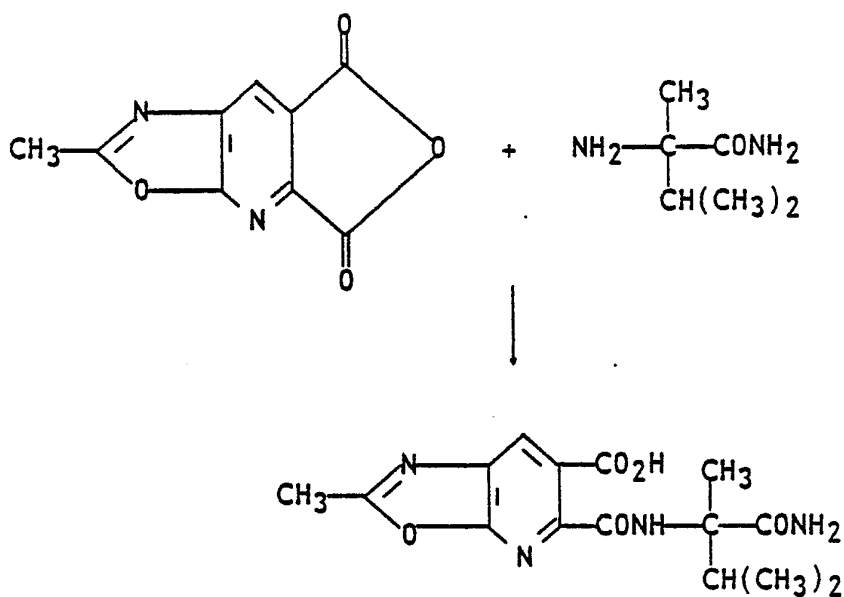
25

A suspension of 2-methyloxazolo[5,4-b]pyridine-5,6-dicarboxylic acid (4.84 g, 0.0218 mol) in acetic anhydride (150 mL) is slowly heated to 70°C at which point all the solids dissolve forming a yellow solution. The reaction mixture is heated at 70°C overnight, cooled to room temperature, and concentrated in vacuo. Xylene is added to remove excess acetic anhydride by codistillation. 2-Methyloxazolo[5,4-b]pyridine-5,6-dicarboxylic anhydride is obtained as a pale yellow solid in 97% yield melting point 194-196°C.

30

EXAMPLE 35

35 Preparation of 2-methyloxazolo[5,4-b]pyridine-5,6-dicarboxylic acid-6-diamide



The anhydride (4.33 g) is dissolved in 150 mL of acetonitrile and the solution cooled in an ice bath and 3.03 g of the aminoamide is added. A white precipitate forms immediately. The reaction mixture is warmed to room temperature and allowed to stir overnight. The solid product is removed by filtration, washed with acetonitrile, and dried in a vacuum oven, giving 6.3 g, 89%, mp 193-196°C.

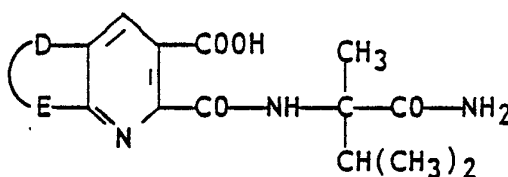
5 In a manner similar to the above, other acid diamides and acid amide thioamides are prepared and appear in Table I below.

10

TABLE I
[1-Carbamoyl-1,2-dimethylpropyl)carbamoyl
heteropyridine carboxylic acids

15

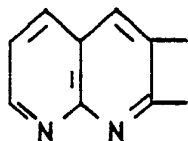
20



25

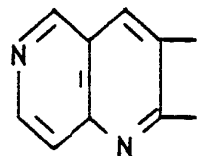
Heteropyridinemp°C

30



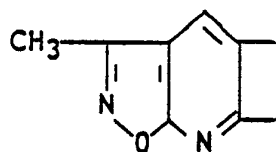
-

35



-

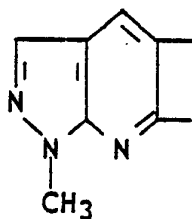
40



124 - 30

45

50



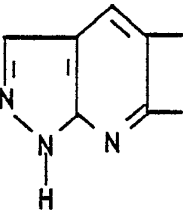
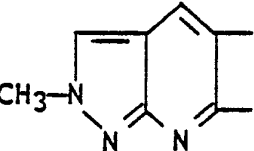
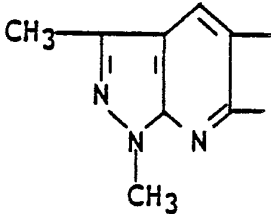
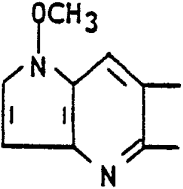
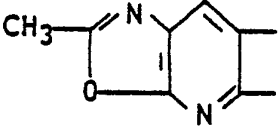
-

55

5

10

TABLE I (Continued)

| <u>Heteropyridine</u> | <u>mp°C</u> |
|---|-------------|
|  | - |
|  | - |
|  | - |
|  | - |
|  | 193 - 196 |

55

5

TABLE I (Continued)

| 10 | <u>Heteropyridine</u> | <u>mp°C</u> |
|----|-----------------------|-------------|
| 15 | | - |
| 20 | | - |
| 25 | | - |
| 30 | | - |
| 40 | | 116 |
| 50 | | - |
| 55 | | |

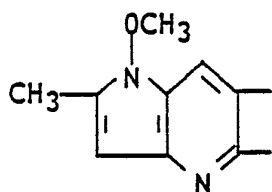
5

TABLE I (Continued)

10

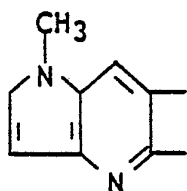
Heteropyridinemp°C

15



-

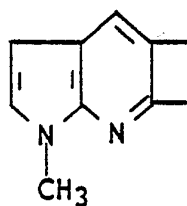
20



-

25

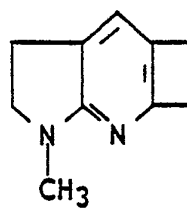
30



-

35

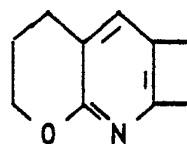
40



-

45

50



193 - 195

55

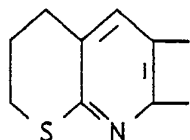
5

TABLE I (Continued)

10

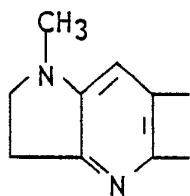
Heteropyridinemp°C

15



188 - 190 (dec)

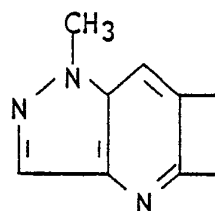
20



-

25

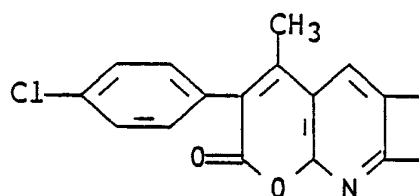
30



-

35

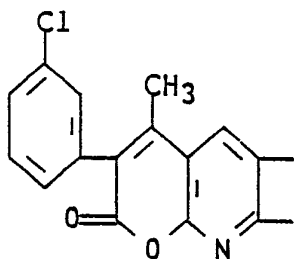
40



-

45

50

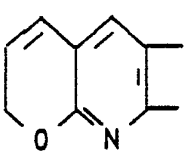
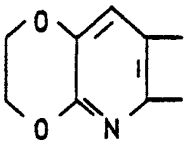
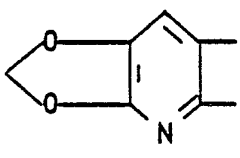
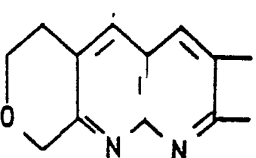
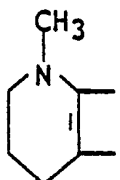
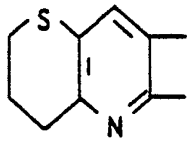


-

55

5

TABLE I (Continued)

| 70 | <u>Heteropyridine</u> | <u>mp°C</u> |
|----|---|-------------|
| 15 |  | - |
| 20 |  | - |
| 25 |  | - |
| 30 |  | - |
| 35 |  | - |
| 45 |  | 192 - 193 |

55

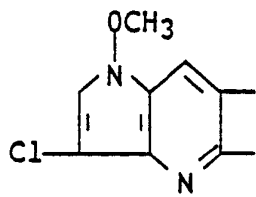
5

TABLE I (Continued)

10

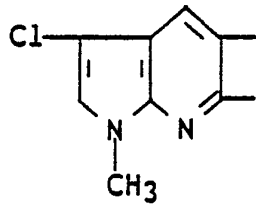
Heteropyridinemp°C

15



-

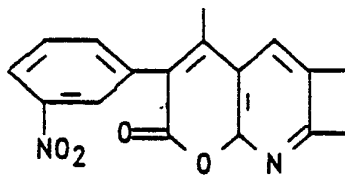
20



-

25

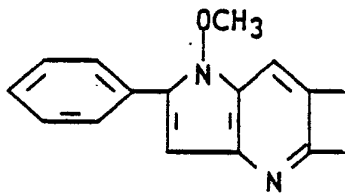
30



-

35

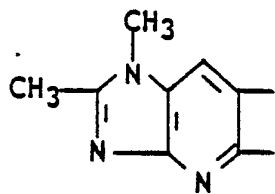
40



-

45

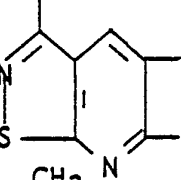
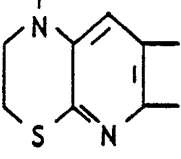
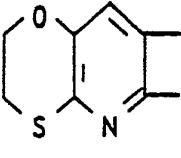
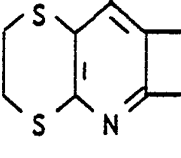
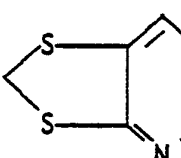
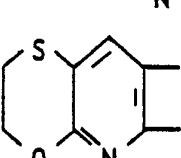
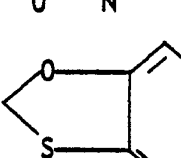
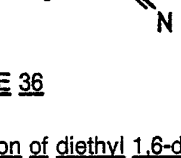
50



-

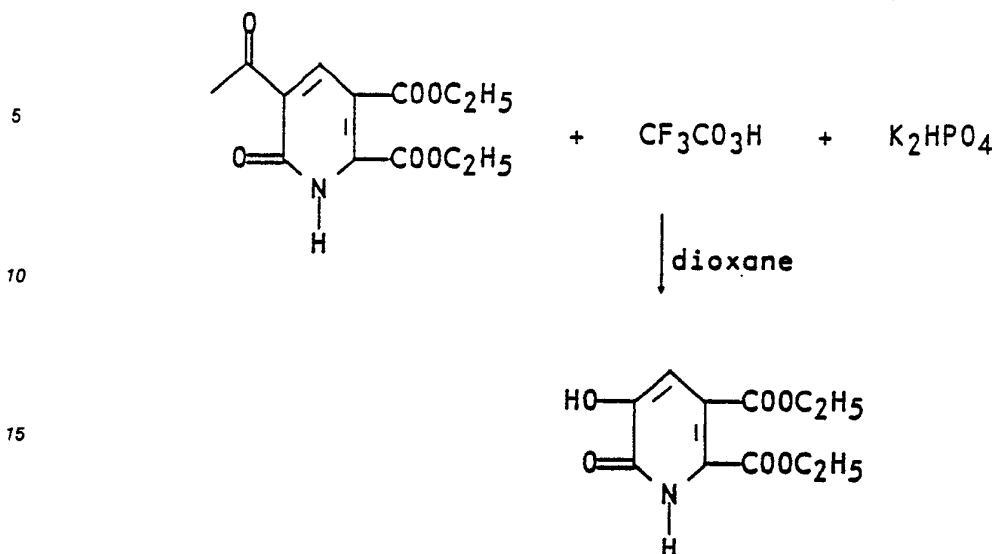
55

TABLE I (Continued)

| 5 | <u>Heteropyridine</u> | <u>mp°C</u> |
|----|---|-------------|
| 10 |  | - |
| 15 |  | - |
| 20 |  | - |
| 25 |  | - |
| 30 |  | - |
| 35 |  | - |
| 40 |  | - |
| 45 |  | - |

EXAMPLE 3650 Preparation of diethyl 1,6-dihydro-5-hydroxy-6-oxo-2,3-pyridinedicarboxylate

55



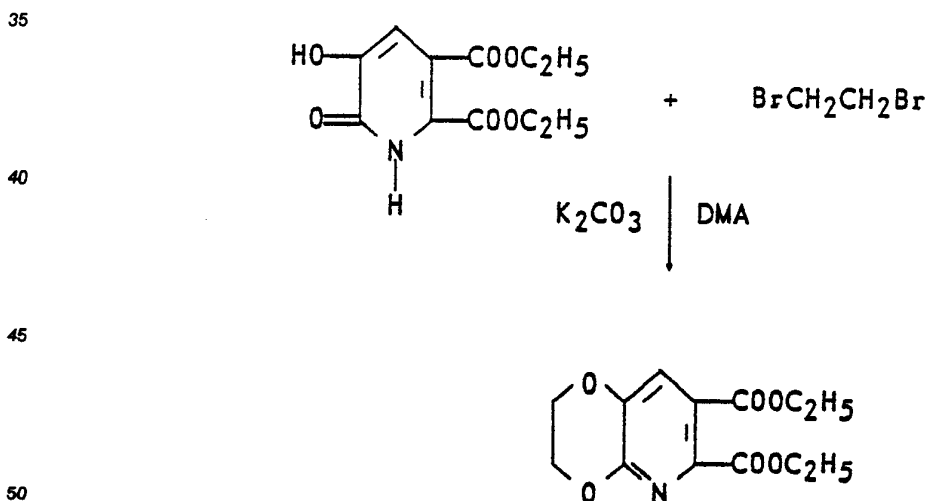
20 A solution of trifluoroperacetic acid is prepared by dropwise addition of trifluoroacetic acid (154 mL, 1.09 mol) into a 500 mL dioxane solution containing 96 mL (0.94 mol) of 30% H₂O₂ at 0°C under N₂ atmosphere

25 2,3-Pyridinedicarboxylic acid, 5-acetyl-1,6-dihydro-6-oxo, diethyl ester (43.81 g, 0.156 mol) and K₂HPO₄ (124.81 g, 0.716 mol) dissolved in 500 mL dioxane in a three week reaction flask are added dropwise the above trifluoroperacetic and solution under N₂ atmosphere. The suspension is heated to 95°C for 20 hours.

The mixture is filtered to isolate the inorganic salts. Evaporation of the filtrate gives an oil (35.84 g, 90%). NMR indicated about 90% pure of the desired product; MS, m/e = 255.

30 EXAMPLE 37

Preparation of diethyl 1,4-dioxino[2,3-b]pyridine-6,7-dicarboxylate



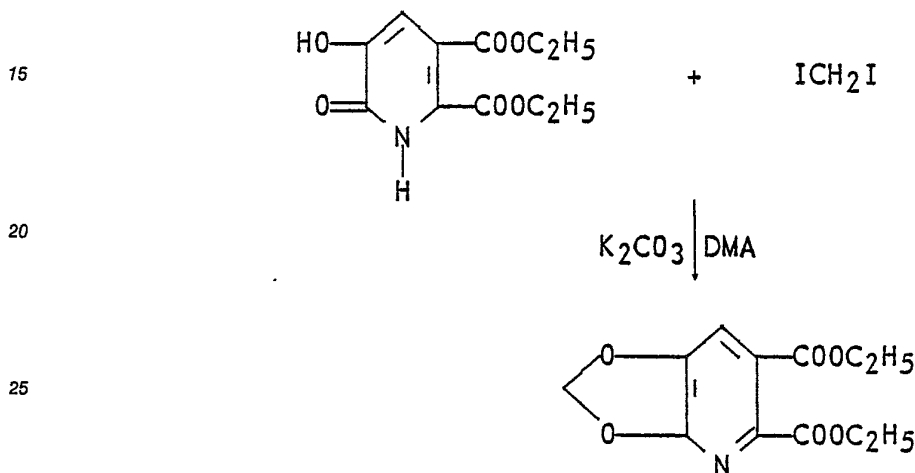
A mixture of 2,3-pyridinedicarboxylic acid, 1,6-dihydro-5-hydroxy-6-oxo-, diethyl ester (17.55 g, 0.069 mol) and K₂CO₃ (10.4 g, 0.075 mol) suspended in 100 mL of N,N'-dimethylacetamide (DMA) is heated to 100°C under N₂ atmosphere. They 1,2-dibromoethane (14.2 g, 0.076 mol) in 20 mL DHA is added dropwise into the suspension. The resulting mixture is heated to 170°C for 20 hours.

55

After cooling to room temperature, the mixture is filtered to remove the insoluble salts. The filtrate is vacuum distilled over the residue is extracted with EtOAc. Evaporation of the EtOAc solution give 8.74 g of dark oil. Mass spectrum of this oil indicates it contains about 50% of the desired product. The pure compound is obtained by liquid column chromatography. MS, m/e = 281. Yield of the desired product based on the starting material, 21%.

EXAMPLE 38

Preparation of diethyl 1,3-dioxolo[4,5-b]pyridine-5,6-dicarboxylate



30 A mixture of 2,3-pyridinedicarboxylic acid, 1,6-dihydro-5-hydroxy-6-oxo-, diethyl ester (7.85 g, 0.031 mol) and K_2CO_3 (4.7 g, 0.034 mol) suspended in 80 mL DMA is heated to 100°C under N_2 atmosphere. Then diiodomethane (8.5 g 0.032 mol) in 20 mL DMA is added dropwise into the suspension. The resulting mixture is heated to 140°C for 20 hours. The mixture is filtered to remove insoluble salts. The filtrate is vacuum distilled and the residue dissolved in CH_2Cl_2 . The CH_2Cl_2 solution is passed through a thin column of silica-gel and celite. Evaporation of CH_2Cl_2 gives a light brown oil (1.83 g). Mass spectrum of this oil suggests it contains about 33% of the desired product. The pure compound is obtained by liquid column chromatography. MS, m/e, 267.

35

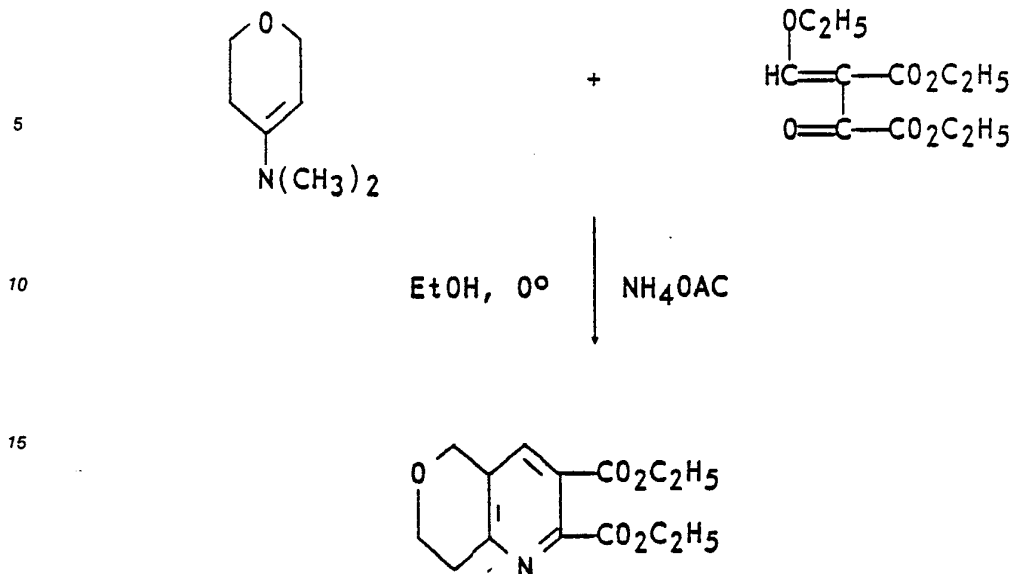
EXAMPLE 39

Preparation of diethyl 7,8-dihydro-5H-pyrano[4,3-b]pyridine-2,3-dicarboxylate

45

50

55



25 A solution of diethyl ethoxymethyleneoxalacetate (2.33 g, 0.00954 mol) dissolved in absolute ethanol (40 mL) is added dropwise to a cooled (5°C) solution of 3,6-dihydro-N,N-dimethyl-2H-pyrano-4-amine - (Hellberg, L. H., Juarez, A. Tet. Lett., 3553 (1974)) (1.00 g, 0.00786 mol) dissolved in ethanol (15 mL). The reaction is stirred at 5°C for 30 minutes, treated with ammonium acetate (1.80 g, 0.0233 mol), and stirred

30 overnight at room temperature. The ethanol is removed in vacuo and the residue is partitioned between methylene chloride and water. The separated aqueous layer is extracted with methylene chloride. The combined organic solutions are dried over anhydrous sodium sulfate, concentrated in vacuo, and chromatographed over silica gel with hexane/ethyl acetate (3:1) as eluant, to give diethyl 7,8-dihydro-5H-pyrano[4,3-b]pyridine-2,3-dicarboxylate as a yellow oil in 72% yield.

EXAMPLE 40

Preparation of diethyl 7,8-dihydro-5H-thiopyrano[4,3-b]pyridine-2,3-dicarboxylate

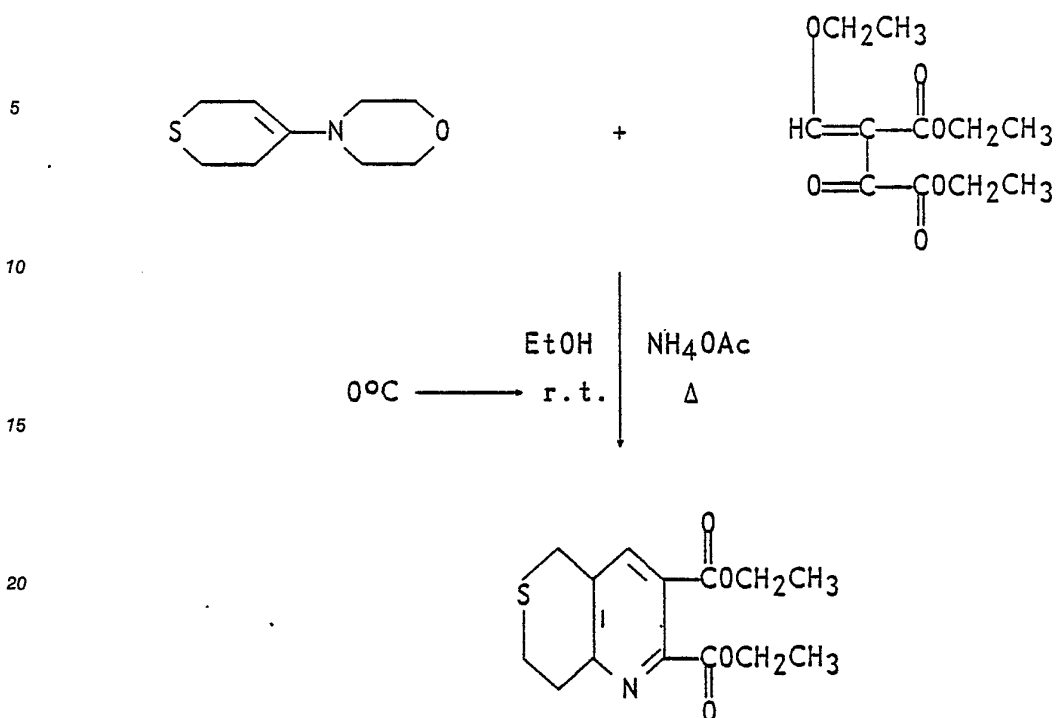
35

40

45

50

55

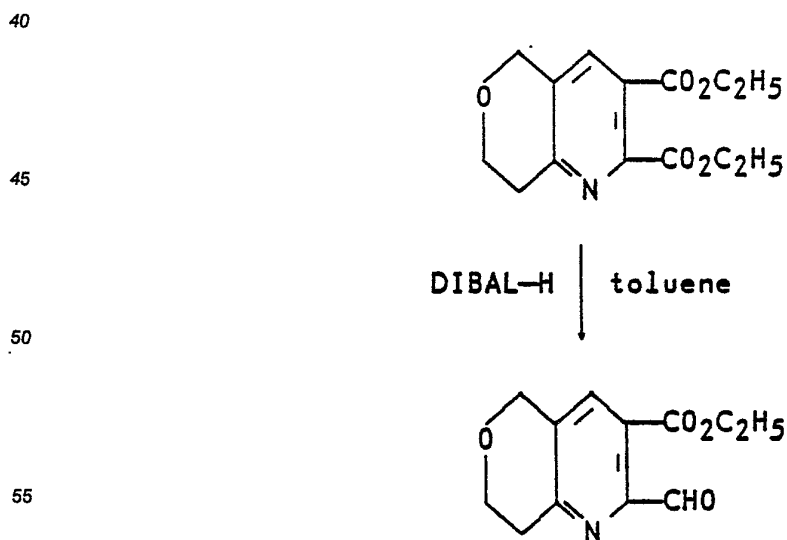


Diethyl ethoxymethylene oxalacetate (6.50 g, 1.5 eq) is slowly added (ten minutes) to a solution of 4-(3,6-dihydro-4H-thiopyran-3-yl)-morpholine (Verhoever *et al.*, Tetraktron Lit; 209, 1977), (3.25 g, 1 eq) in 30 mL absolute ethanol at 0°C (ice bath). The mixture is magnetically stirred for one hour, whereupon ammonium acetate (3.75 g, 3 eq) is added and the mixture is heated at reflux and stirred for an additional three hours. The solution is cooled and the solvent removed *in vacuo*. The viscous red syrup is flash chromatographed eluting with hexanes and gradually increasing the eluant polarity to 15% ethyl acetate/hexanes. The crystalline compound is recrystallized (ether/heptanes) to afford 3.30 g (63%) of white crystals, mp 65-66°C.

30

35 **EXAMPLE 41**

Preparation of ethyl 2-formyl-7,8-dihydro-5H-pyranof[4,3-b]pyridine-3-carboxylate



The diester (2.8 g) is dissolved in 100 mL toluene and chilled to -70°C under a nitrogen atmosphere. Diisobutylaluminum hydride (DIBAL-H), (16 mL, 1 molar solution in toluene) is added dropwise over two hours and then additional acetic acid, water and ether are added. A white solvent is removed by filtration and the filtrate concentrated in vacuo to yield an orange oil which is redissolved in methylene chloride, washed with brine, magnesium sulfate, filtered and the solvent removed to give the product as an oil.

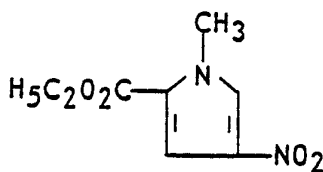
Flash chromatography on silica gel using 1:1 hexanes ether give the aldehyde ester in 30% yield.

EXAMPLE 42

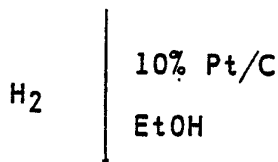
10

Preparation of ethyl 4-amino-1-methyl-2-pyrrolicarboxylate

15

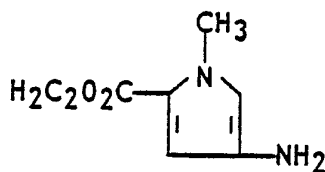


20



25

30



35

Ethyl 1-methyl-4-nitro-2-pyrrolicarboxylate (16.0 g, 0.081 mol) (M. J. Weiss, J. S. Webb and J. M. Smith, J. Amer. Chem. Soc., 79, 1266 (1957)) is dissolved in (200 mL) ethanol and (1.60 g) of 10% platinum on carbon is then added. The mixture is shaken for 16 hours in a Parr hydrogenator. The catalyst is removed by filtration through a pad of celite and the filtrate is concentrated in vacuo to a yellow oil. The oil is carried on directly without purification.

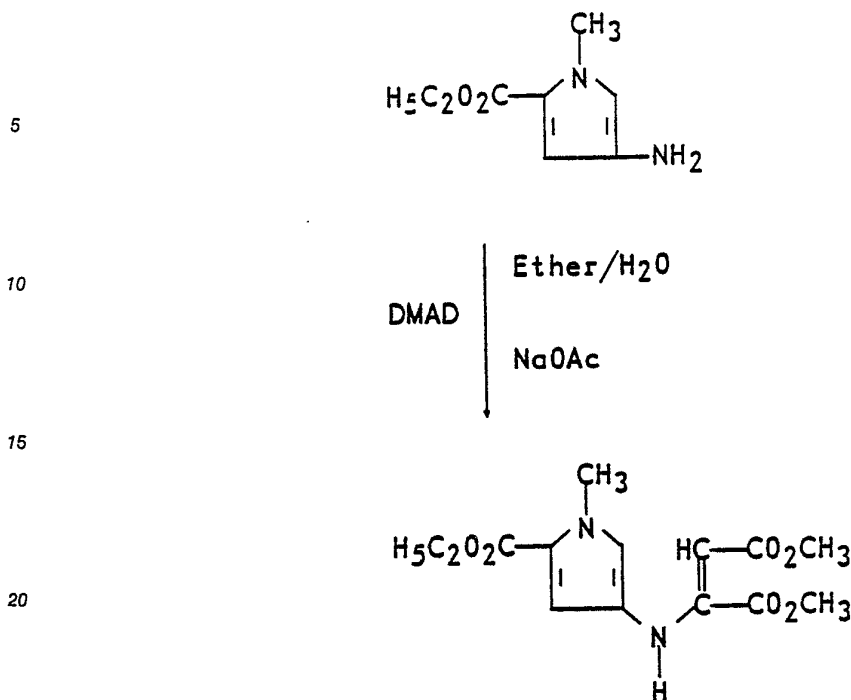
40

EXAMPLE 43

Preparation of 5-ethyl, dimethyl [(5-carboxy-1-methylpyrrol-3-yl)amino]maleate

50

55



Unpurified ethyl 4-amino-1-methyl-2-pyrrolecarboxylate (0.081 mol) is added to (50 mL) anhydrous ether and (50 mL) water and the mixture cooled to 0°C. Dimethyl acetylenedicarboxylate (DMAD, 10.95 mL, 0.089 mol) is dissolved in 25 mL anhydrous ether and added dropwise to the stirred mixture so that the reaction temperature remains below 15°C. After stirring cold for five minutes, sodium acetate is then added in portions until the pH of the aqueous layer is 9. The two-phase red mixture is then allowed to warm to room temperature and stirred for 15 hours. The layers are separated, and the ethereal layer concentrated in vacuo give the product as a red oil which is carried on without purification.

EXAMPLE 44

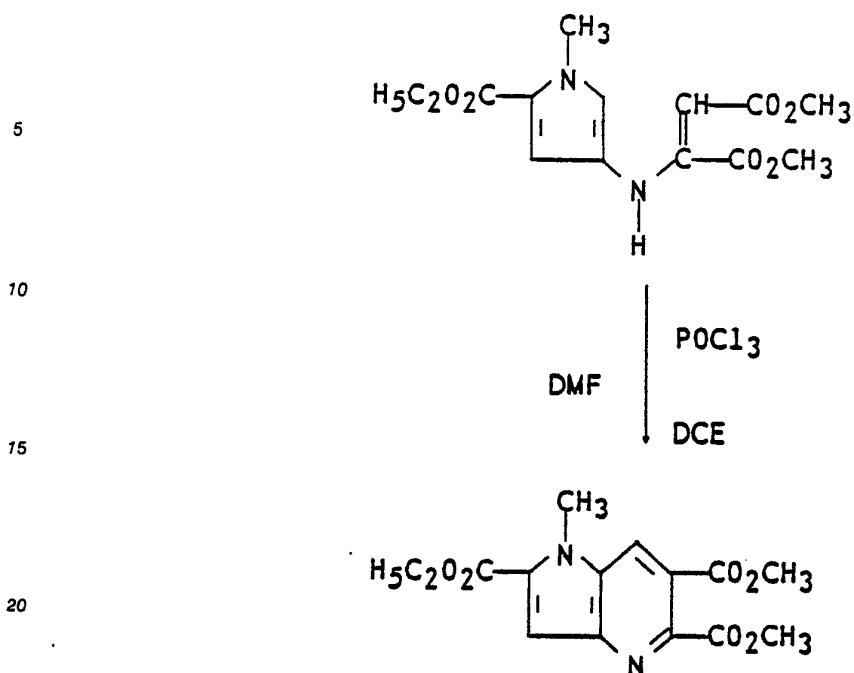
35 Preparation of 2-ethyl dimethyl 1-methylpyrrolo[3,2-b]pyridine-2,5,6-carboxylate

40

45

50

55



25

30

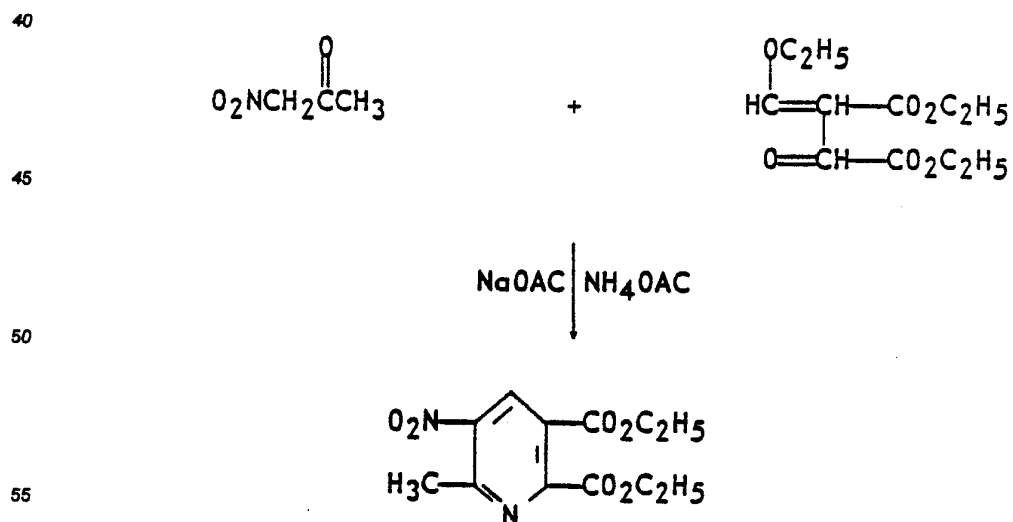
Dimethylformamide (0.089 mol) is dissolved in 100 mL dichloroethane and cooled to 0°C in an acetone/ice bath. Phosphorous oxychloride (0.089 mol, 8.3 mL) is added dropwise over five minutes. The clear colorless solution is allowed to warm slowly to room temperature, whereupon it gradually turns yellow. Unpurified 5-ethyl dimethyl-[(5-carboxy-1-methylpyrrol-3-yl)amine]maleate (0.081 mol) is dissolved in 50 mL dichloroethane and added dropwise to the cooled reagent so that the reaction temperature remains below 5°C. The mixture is allowed to warm to room temperature and is then stirred for six hours. The solution is quenched with ice and the resulting layers separated. The organic layer is concentrated in vacuo to a brown solid which is recrystallized from ethyl acetate, yielding 21.3 g (82.1%) of the tan solid product, having a melting point 161.5-163°C.

35

EXAMPLE 45

40

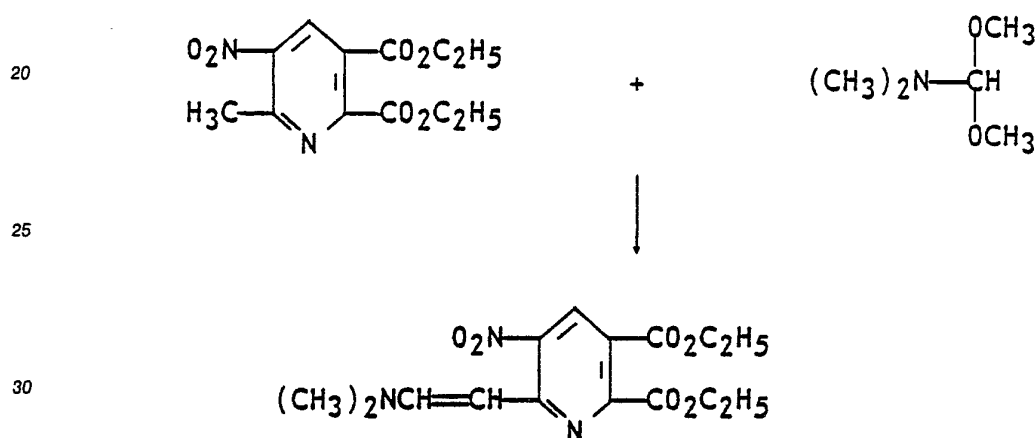
Preparation of diethyl 6-methyl-5-nitro-2,3-pyridinedicarboxylate



Diethyl ethoxymethyleneoxalacetate 150.4 g, 0.616 mol, 1 eq) is dissolved in 300 mL absolute ethanol under a nitrogen atmosphere and the mixture is cooled to -10°C in an ice/acetone bath. Unpurified 1-nitro-2-propanone (prepared by the method of D. Baker and S. Putt, *Synthesis*, 1978, 478-9, assumed to be 63.448 g, 0.616 mol) dissolved in 100 mL absolute ethanol is then added to the stirred solution. Sodium acetate (101.06 g, 1.232 mol) is then added in portions so that the temperature of the reaction remains below 10°C , followed by the addition of ammonium acetate (94.6 g, 1.232 g). The reaction mixture is allowed to warm to room temperature and is then stirred for 16 hours. The mixture is filtered through two pads of silica gel which are then eluted with methylene chloride. The filtrate is concentrated *in vacuo* to a thick dark oil which is chromatographed using hexanes as eluant, yielding the product in an 18.2% yield - (31.4 g), having a melting point $90-91.5^{\circ}\text{C}$.

EXAMPLE 46

Preparation of diethyl 6-[2-(dimethylamino)vinyl]-5-nitro-2,3-pyridinedicarboxylate



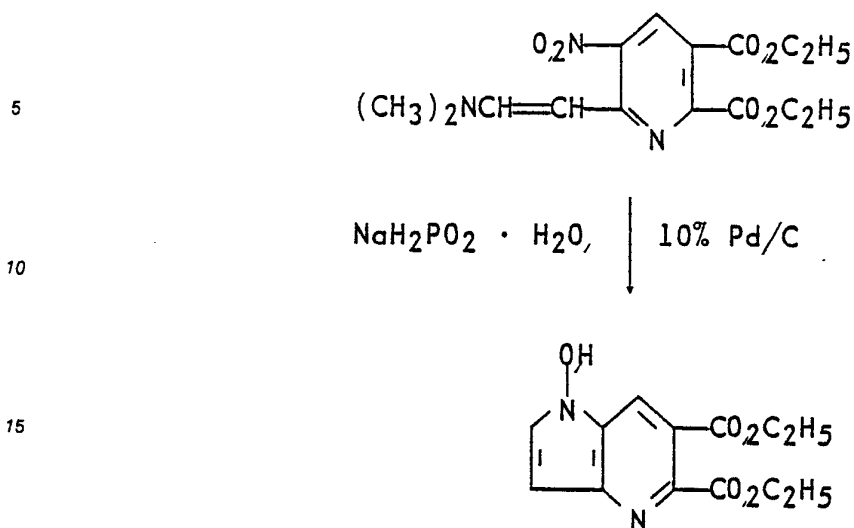
N,N-Dimethylformamide dimethylacetal (18.38 mL, 0.138 mol) is mixed with diethyl 6-methyl-5-nitro-2,3-pyridinedicarboxylate (30.0 g, 0.106 mol). The solid mixture is heated to 55°C for two hours and the resulting red solution is then cooled to room temperature. The solid, which forms upon cooling, is treated with anhydrous ether and the product collected by filtration in 94% yield, having a melting point $128-129.5^{\circ}\text{C}$.

Similarly, diethyl 6-[2-(dimethylamino)propenyl]-5-nitro-2,3-pyridinedicarboxylate, having a melting point $112-113.5^{\circ}\text{C}$, is prepared in 93% yield from N,N-dimethylacetamide dimethylacetal and diethyl 6-methyl-5-nitro-2,3-pyridinedicarboxylate.

Diethyl 6-[2-(dimethylamino)styryl]-5-nitro-2,3-pyridinedicarboxylate is also prepared, using the above method, from N,N-dimethylbenzamide diethyl acetal and diethyl 6-methyl-5-nitro-2,3-pyridinedicarboxylate. A modification in the procedure of the latter is that upon cooling, the dark red solution is partitioned between ether and water. The ethereal layer is separated and concentrated *in vacuo* to a dark red oil, which was carried on without purification.

EXAMPLE 47

Preparation of diethyl 1-hydroxypyrrolo[3,2-b]pyridine-2,3-dicarboxylate



20 Diethyl 6-[2-(dimethylamino)vinyl]-5-nitro-2,3-pyridinedicarboxylate (30.9 g, 0.092 mol) is dissolved in - (500 mL) tetrahydrofuran under nitrogen and 3.1 g of 10% palladium on carbon is added all at once to the red solution. Sodium hypophosphite (121.00 g, 1.375 mol) dissolved in water is then added dropwise to the solution over three hours and hydrogen gas evolution is noted during this time. Ether (500 mL) is added to the pale yellow reaction mixture and the two phase mixture is filtered through a pad of celite. The ethereal layer is separated and concentrated in vacuo to give the product as a pale yellow solid in 98% yield, having a melting point 154-158°C.

Similarly, diethyl 1-hydroxy-2-methylpyrrolo-[3,2-b]pyridine-5,6-dicarboxylate is prepared in 95% yield, having a melting point 178-179.5°C, from 6-[2-(dimethylamino)propenyl]-5-nitro-2,3-pyridinedicarboxylate.

30 Diethyl 1-hydroxy-2-phenylpyrrolo[3,2-b]pyridine-5,6-dicarboxylate, having a melting point of 179-182.5°C, is also prepared from 6-[2-(dimethylamino)styryl]-5-nitro-2,3-pyridinedicarboxylate using the above procedure. The pale yellow solid product is purified by chromatography and recrystallized from ethyl acetate.

35 EXAMPLE 48

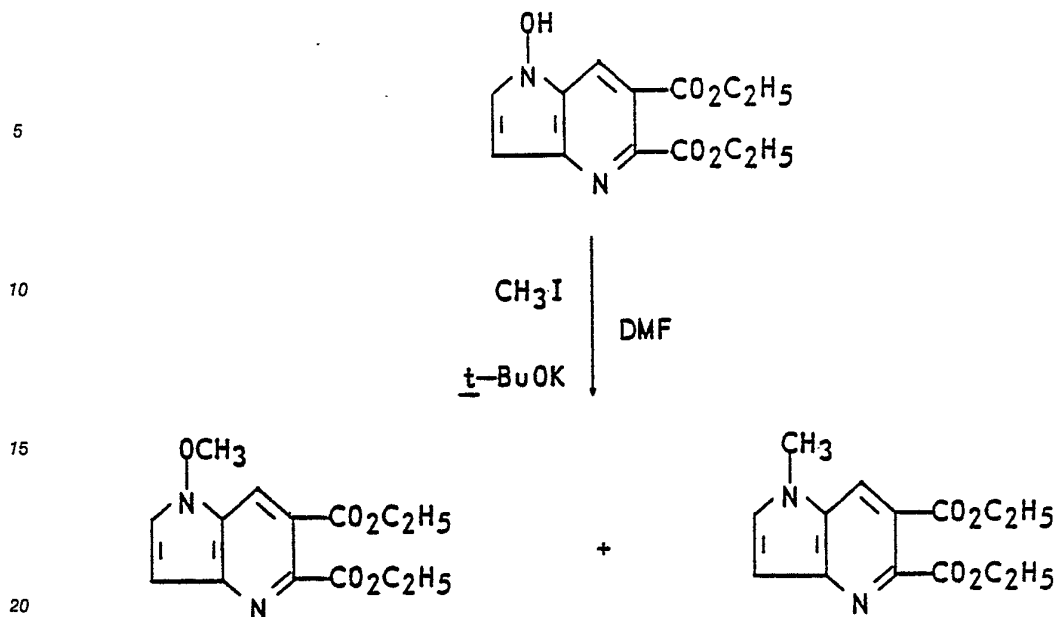
Preparation of diethyl 1-methoxypyrrolo[3,2-b]pyridine-5,6-dicarboxylate and diethyl 1-methylpyrrolo[3,2-b]-pyridine-5,6-dicarboxylate

40

45

50

55



Diethyl 1-hydroxypyrrolo[3,2-*b*]pyridine-5,6-dicarboxylate (25.2 g, 0.091 mol) is dissolved in 100 mL dimethylformamide and the solution cooled to 0°C under nitrogen. Potassium *t*-butoxide (20.42 g, 0.182 mol) is added over 15 minutes so that the reaction temperature is no higher than 15°C. The red solution is stirred for 15 minutes and methyl iodide (11.33 mL, 0.182 mol) is then added dropwise over 15 minutes, so that the reaction temperature is no higher than 15°C. The mixture is allowed to warm to room temperature then stirred for 16 hours. The resulting suspension is filtered and the mother liquors concentrated in vacuo. The resulting oil is partitioned between ethyl acetate and water (pH 8), and the organic layer separated and concentrated in vacuo.

25

30 The resulting yellow oil, containing a mixture of diethyl 1-methoxypyrrolo[3,2-*b*]pyridine-5,6-dicarboxylate, is chromatographed using 9:1 hexane/ethyl acetate and increasing the polarity to 2:1 hexane/ethyl acetate. The fractions containing the methoxy product (confirmed by NMR) are combined and concentrated in vacuo to give 53.2% yield of a pale yellow solid, melting point 87.5-89°C. The fractions containing the methyl product are combined and concentrated in vacuo to give 23.8% yield of a tan solid, melting point 97-

35 100°C.

EXAMPLE 49

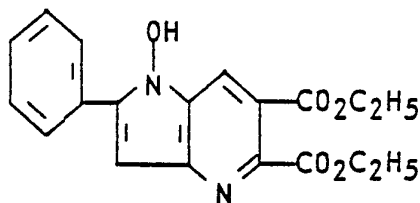
40 Preparation of diethyl 1-methoxy-2-phenylpyrrolo[3,2-*b*]pyridine-5,6-dicarboxylate

45

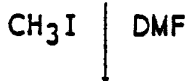
50

55

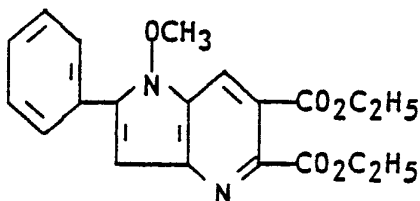
5



10



15



20

1-Hydroxy-2-phenylpyrrolo[3,2-b]pyridine-5,6-dicarboxylate (1.3 g, 0.0037 mol), is dissolved in 50 mL dimethylformamide and cooled to -30°C under nitrogen. Potassium *t*-butoxide (0.85 g, 0.007 mol) is added over ten minutes so that the reaction temperature is no higher than -24°C . The red solution is stirred for five minutes and methyl iodide (0.87 mL, 0.014 mol) is then added dropwise over five minutes so that the reaction temperature is no higher than -20°C . The mixture is then allowed to warm to room temperature and stir for 16 hours. The suspension is concentrated in vacuo. The resulting oil is partitioned between ethyl acetate and water (pH 8) The organic layer is separated and concentrated in vacuo. The resulting yellow oily solid is flash chromatographed using 9:1 hexane/ethyl acetate. The product is obtained as a pale yellow solid weighing 1.0 g (73.5% yield) having a melting point $95-96.5^\circ\text{C}$.

30 Similarly, diethyl 1-methoxy-2-methylpyrrolo[3,2-b]pyridine-5,6-dicarboxylate is prepared from diethyl 1-hydroxy-2-methylpyrrolo[3,2-b]pyridine-5,6-dicarboxylate in 95% yield having melting point $94.5-96.5^\circ\text{C}$.

EXAMPLE 50

35

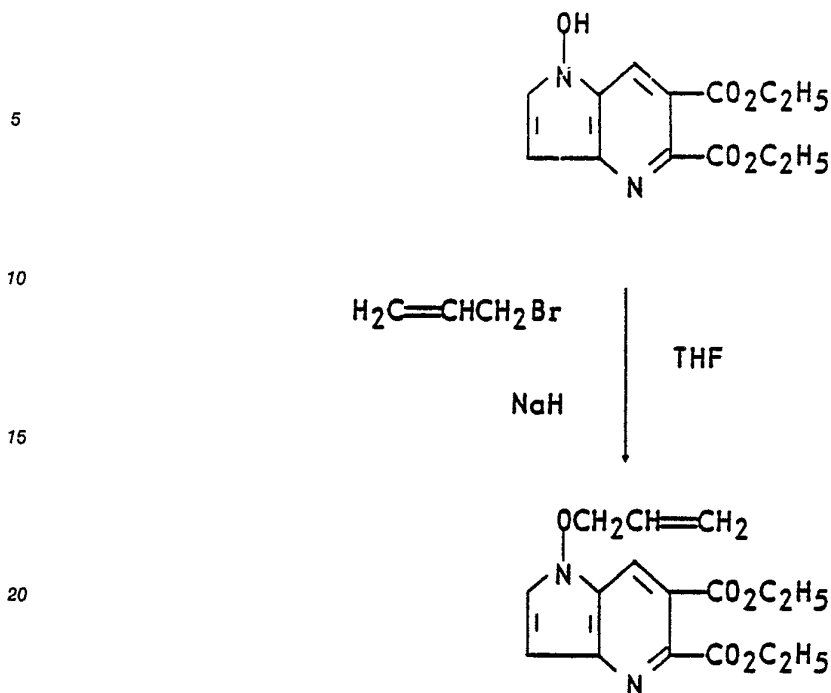
Preparation of diethyl 1-(allyloxy)pyrrolo[3,2-b]pyridine-5,6-dicarboxylate

40

45

50

55



25 Diethyl 1-hydroxypyrrolo[3,2-b]pyridine-5,6-dicarboxylate (6.2 g, 0.022 mol) is dissolved in (200 mL) dry tetrahydrofuran and cooled to 0°C under nitrogen. Sodium hydride (0.77 g, 0.033 mol) is added in portions over ten minutes and the reaction is stirred for 30 minutes at 0°C. Allyl bromide (2.01 mL, 0.024 mol) is added all at once to the suspension and the mixture allowed to warm to room temperature and then stirred for 16 hours. The mixture is filtered and the filtrate concentrated in vacuo. The resulting oil is chromatog-
 30 raphed using 4:1 hexanes/ethyl acetate and then increasing the polarity to 2:1 hexanes/ethyl acetate to give the product as a yellow oil in 89% yield.

EXAMPLE 51

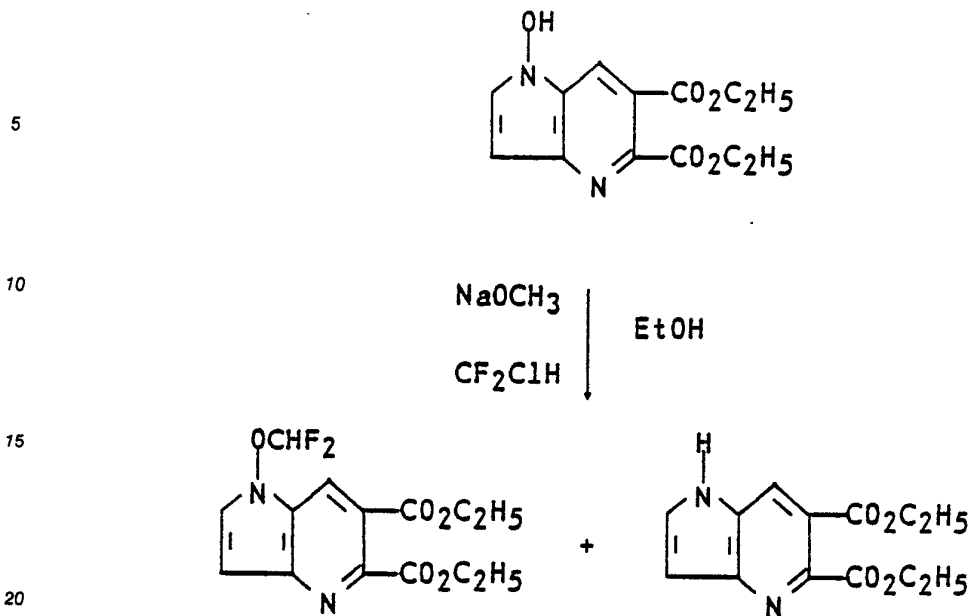
35 Preparation of diethyl 1-(difluoromethoxy)pyrrolo[3,2-b]pyridine-5,6-dicarboxylate and diethyl pyrrolo[3,2-b]pyridine-5,6-dicarboxylate

40

45

50

55



Sodium methoxide (8.1 g, 0.15 g) is added slowly over 15 minutes to diethyl 1-hydroxypyrroro[3,2-b]pyridine-5,6-dicarboxylate (6.94 g, 0.025 mol), suspended under nitrogen in 100 mL absolute ethanol at 0°C. The mixture is then heated to reflux and Freon 22 gas is bubbled through the reaction suspension for six hours. Additional sodium methoxide (8.1 g, 0.15 mol), is added in portions at reflux and the Freon addition stopped after a total of eight hours. The reflux is continued for 16 hours. Additional sodium methoxide (8.1 g, 0.15 mol) is added and Freon 22 gas is again bubbled through the suspension for six hours at reflux.

The Freon gas addition is then stopped and the mixture is heated for 72 hours at reflux. The mixture is cooled to room temperature and ethanolic HCl added until a pH 4-5 is achieved. The solid suspension is filtered and the filtrate concentrated in vacuo to a yellow oil which is chromatographed using 4:1 hexane/ethyl acetate, to give the title product as a yellow oil, 16.2% yield. The major side product collected is diethyl pyrrolo[3,2-b]pyridine-5,6-dicarboxylate in 52% yield as a pale yellow solid, having a melting point 109-111°C.

35

EXAMPLE 52

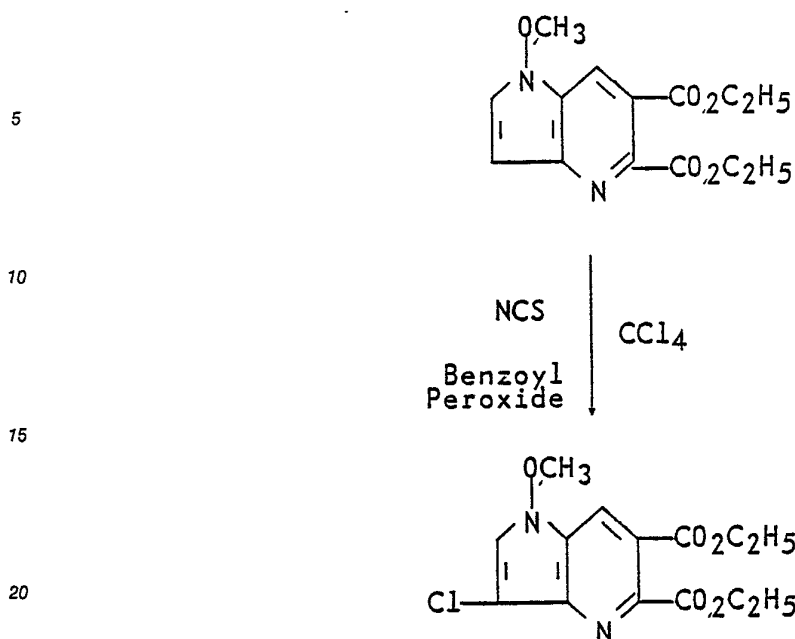
Preparation of diethyl 1-methoxy-3-chloropyrroro[3,2-b]pyridine-5,6-dicarboxylate

40

45

50

55

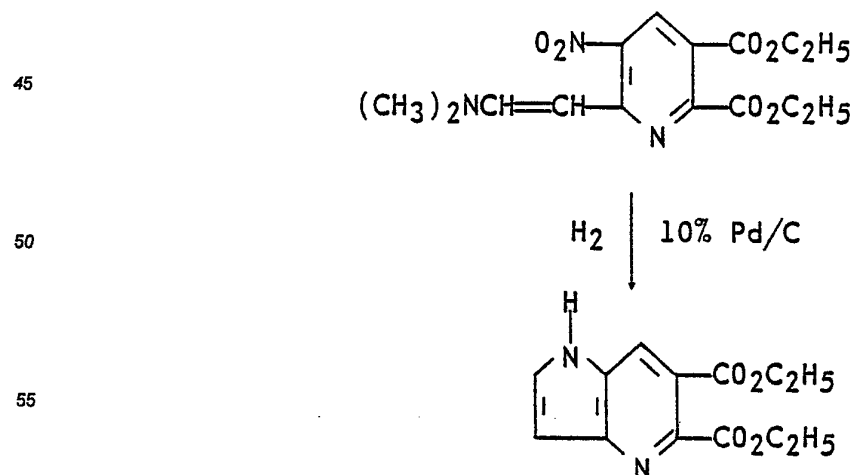


25 Benzoyl peroxide (0.91 g, 0.037 mol) is added to diethyl 1-methoxypyrrolo[3,2-b]pyridine-5,6-dicarboxylate (1.0, 0.003 mol) dissolved in (40 mL) carbon tetrachloride under a nitrogen atmosphere and the suspension stirred for ten minutes. N-Chlorosuccinimide (0.84 g, 0.0063 mol) is then added and the reaction heated at 60°C for four hours. The mixture is cooled to room temperature and the inorganics are removed by filtration. The organic mother liquors are washed with water and sodium bisulfite and concentrated in vacuo to an orange oil. The oil is flash chromatographed using hexanes and then 4:1 hexanes/ethyl acetate, giving the title product as an off-white solid in 51% yield, having a melting point 146-148°C.

30 The ethereal mother liquors are concentrated in vacuo and dissolved in (100 mL) acetic acid. Palladium on carbon (0.44 g, 5%) is added and the mixture is shaken for 16 hours under 50 psi hydrogen in a Parr hydrogenator. The reaction is stopped and the dark solution is filtered through a pad of celite and concentrated in vacuo. The resulting oil is chromatographed using 7:1 hexane/ethyl acetate and then 3:1 hexane/ethyl acetate, to give the title product as a pale yellow solid in 31% yield, having a melting point 35 109-111°C.

EXAMPLE 53

40 Preparation of diethyl pyrrolo[3,2-b]pyridine-5,6-dicarboxylate



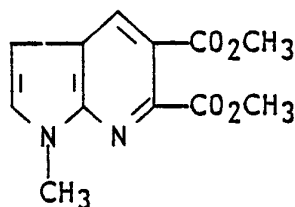
Diethyl 6-[2-(dimethylamino)vinyl]-5-nitro-2,3-pyridinedicarboxylate (20.0 g, 0.059 mol) is partially dissolved in 200 mL acetic acid and then (0.6 g) 5% palladium on carbon is added all at once. The mixture is shaken for 16 hours under psi hydrogen in a Parr hydrogenator. The reaction is stopped and the suspension is diluted with ethanol and filtered through a pad of celite. The mother liquors are concentrated in vacuo to a dark red oil. Trituration with ether gives the N-hydroxy compound as a white solid in 40% yield, having a melting point 154-158°C.

The ethereal mother liquors are concentrated in vacuo and dissolved in 100 mL acid. Palladium on carbon (0.44 g, 5%) is added and the entire mixture is shaken for 16 hours in a Parr hydrogenator. The reaction is stopped and the dark solution is filtered through a pad of celite and concentrated in vacuo. The resulting oil is gravity chromatographed using 7:1 hexane/ethyl acetate and increasing in polarity to 3:1 hexane/ethyl acetate. A pale yellow solid is collected. Yield: 31%, melting point 109-111°C.

15 EXAMPLE 54

Preparation of dimethoxy 3-chloro-1-methyl-1H-pyrrolo[2,3-b]pyridine 5,6-dicarboxylate

20

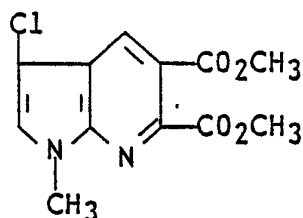


25

30



35

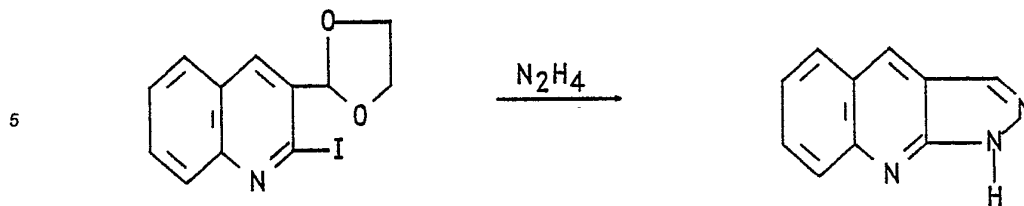


40

To a solution of (1.74 g, 0.0070 mol) dimethoxy methyl-1H-pyrrolo[2,3-b]pyridine-5,6-dicarboxylate in 50 mL CCl_4 is added a mixture of 0.98 g (0.0073 mol) N-chlorosuccinimide and 0.18 g (0.00073 mol) benzoyl peroxide. The resulting solution is stirred for four hours at reflux and 15 hours at 60°C. The solution is cooled to room temperature diluted with 100 mL CH_2Cl_2 and washed with 5% $\text{Na}_2\text{S}_2\text{O}_5$. The aqueous layer is extracted with an additional 50 mL CH_2Cl_2 and the combined organic solutions are dried over MgSO_4 and concentrated under vacuum. The crude product is chromatographed on 50 g silica using 3:1 hexanes:ethyl acetate as eluant to afford 0.87 g (44%) of dimethoxy-3-chloro-1-methyl-1H-pyrrolo[2,3-b]pyridine-5,6-dicarboxylate as a yellow solid, mp 129-137°C.

55 EXAMPLE 55

Preparation of 1H-pyrazolo[3,4-b]quinoline



Hydrazine hydrate (10 g, 0.20 mol) is added dropwise to a suspension of 2-iodoquinoline-3-carboxaldehyde ethylene ketal (65.5 g, 0.20 mol), (O. Meth-Cohn, J. Chem. Soc., Perkin I, 2509 (1981), m.p. 104.5-106.5°C in methanol (250 mL) containing triethylamine 28 mL) at reflux. After refluxing overnight additional hydrazine hydrate (10 g) is added and the mixture is stirred at reflux for another six and one-half hours. Concentrated hydrochloric acid (75 mL) is then added dropwise, while the mixture is refluxing and the reaction continued for one hour. The reaction mixture is cooled, poured onto ice and allowed to stand for

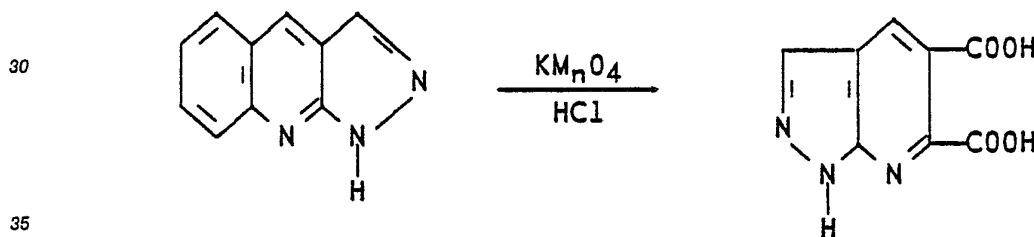
15 two days. A red solid is removed by filtration and the filtrate is concentrated by rotary evaporation to remove methanol. The remaining solution is adjusted to pH 9 with concentrated ammonium hydroxide and the cream colored precipitate is filtered, washed with water and air dried. Recrystallization from ethanol gives an analytical sample, melting point 207-208°C, calcd. for $C_{10}H_7N_3$: C, 70.99; H, 4.17; N, 24.84. Found: C, 70.82; H, 4.06; N, 24.18.

20

EXAMPLE 56

Preparation of 1H-pyrazolo[3,4-b]pyridine-2,3-dicarboxylic acid

25



Crude 1H-pyrazolo[3,4-b]quinoline is suspended in water (300 mL) and heated to 60°C. The heat source is removed and a total of 100 g of potassium permanganate (0.64 mol) is added in portions so as to maintain the reaction temperature below 72°C. Additional water (100 mL) is added after addition of one-half of the permanganate. Upon completion of the addition the mixture begins to cool and it is heated to 100°C for 25 minutes, then cooled to room temperature. The mixture is filtered through celite, and the solids washed with hot water (100 mL). The filtrate is acidified to pH 2 with concentrated hydrochloric acid and the resulting solution is concentrated on the rotary evaporator to 75 mL, and chilled in an ice bath. The solids which precipitate are filtered off and dried in an oven at 50°C overnight, giving 11 g. Recrystallization from

40

45 95% ethanol gives the pure product having mp 270-285°C (slow dec).

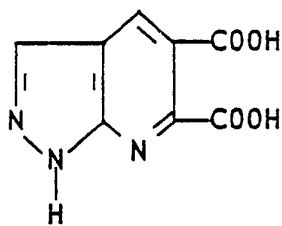
EXAMPLE 57

Preparation of diethyl 1H-pyrazolo[3,4-b]pyridine-5,6-dicarboxylate

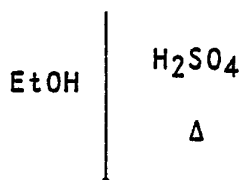
50

55

5

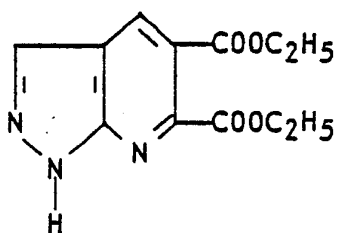


10



15

20



25

A suspension of 1H-pyrazolo[3,4-b]pyridine-5,6-dicarboxylic acid (62 g) in 500 mL of an ethanol sulfuric acid mixture (10:1 by weight) is heated at reflux for 16 hours. The suspension is cooled and filtered and the filtrate concentrated in vacuo. Column chromatography using hexanes/ethyl acetate (4:1) elution gives 4.0 g of the title product as an oil.

30

EXAMPLE 58

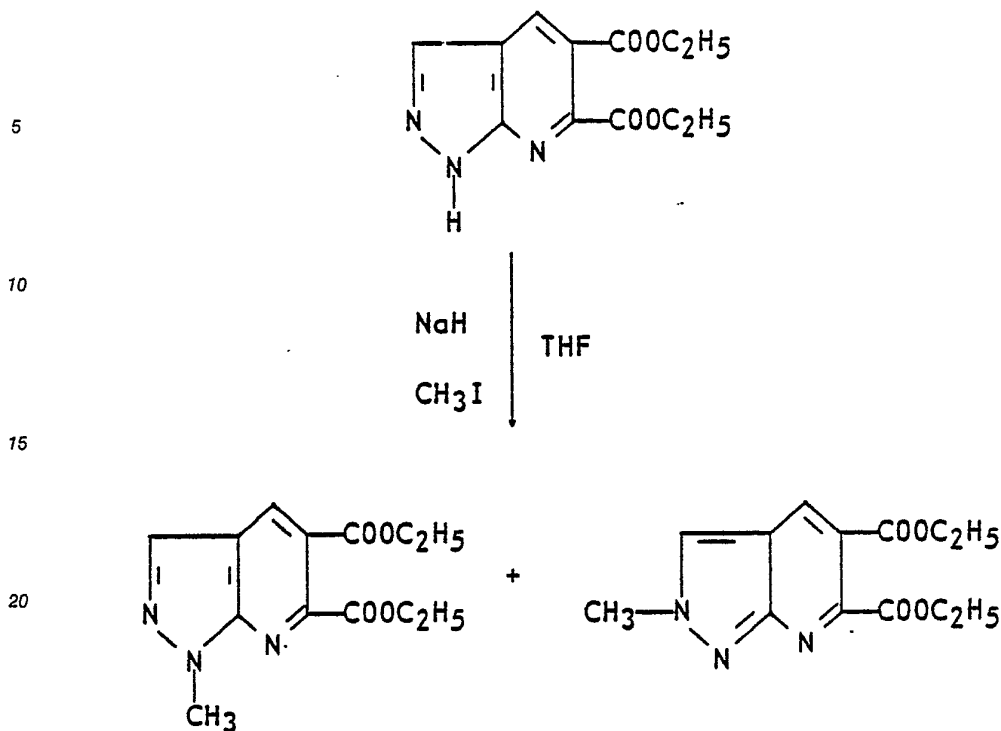
35 Preparation of diethyl 1-methyl-1H-pyrazolo[3,4-b]pyridine-5,6-dicarboxylate and diethyl 2-methyl-2H-pyrazolo[3,4-b]pyridine-5,6-dicarboxylate

40

45

50

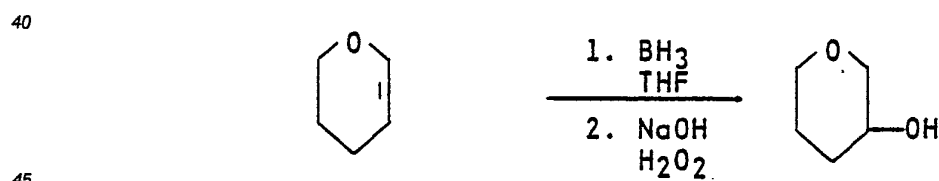
55



30 To a solution of diethyl 1H-pyrazolo[3,4-b]pyridine-5,6-dicarboxylate (4.0 g, 0.015 mol) in THF (50 mL) at 5°C is added a NaH (0.70 g of 60%, 0.018 mol) dispersion in mineral oil. The mixture is stirred for ten minutes and then methyl iodide (2.84 g, 0.020 mol) is added. The mixture is stirred overnight at room temperature, then concentrated in vacuo to give a crude mixture of the isomers which are separated by column chromatography (hexanes/ethyl acetate (4:1) elution), affording 1.2 g (28.5%) of 1H-pyrazolo[3,4-b]pyridine-5,6-dicarboxylate as the faster eluting product, and 2.6 g (61.8%) of the 2H-pyrazolo[3,4-b]pyridine-5,6-dicarboxylate as the slower eluting product as oils.

35 EXAMPLE 59

Preparation of 3-hydroxytetrahydropyran



50 To 33.6 (0.4 mol) of Δ^2 -dihydropyran in 240 mL of tetrahydrofuran is added 140 mL of 1.0 M solution of borane in tetrahydrofuran (0.015 equiv. of hydride) at 0 to 5°C. The reaction mixture is stirred at this temperature for three hours and then warmed to 25°C and stirred for an additional two hours. The organic borane is oxidized at 40 to 45°C by adding 72 mL of 3N sodium hydroxide solution followed by dropwise addition of 48 mL of 30% hydrogen peroxide. After the reaction mixture is stirred for one to two hours at room temperature, a saturated sodium chloride solution is added and the phases are separated. The aqueous phase is extracted with 5 x 100 mL portions of ether and the combined organic layers are dried

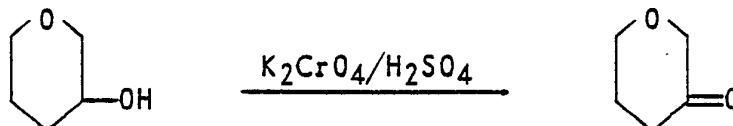
55

over anhydrous sodium sulfate. The solvent is removed under reduced pressure giving the product as a colorless oil, 38.3 g, yield 92.5%, which when analyzed by gas chromatography gives a single peak, bp. 40-50°C.

5

EXAMPLE 60Preparation of tetrahydropyranone-3

10



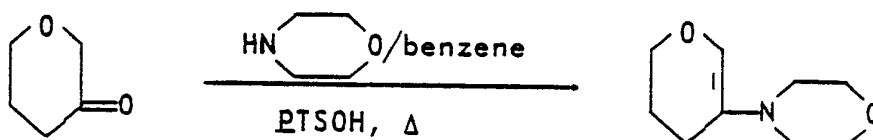
15

Jones reagent is prepared by adding in portions 74.2 g (0.249 mol) of potassium dichromate dihydrate to a cooled solution of 87.10 g (0.88 mol) of concentrated sulfuric acid in 125 mL of water. This reagent is added dropwise to a cold solution (ice-bath) of (38.28 g, 0.375 mol) 3-hydroxytetrahydropyran, in 125 mL of ether over a period of three hours. The mixture is stirred for three hours at 0°C, after which another 125 mL of ether is added and the mixture is warmed to room temperature and stirred overnight. Ice cold water 100 mL is added and the layers are separated. The aqueous layer is extracted with 4x100 mL portions of ether, the organic phases are combined and dried over anhydrous magnesium sulfate. The solvent is removed under reduced pressure giving the product as a light yellow oil, 26.37 g, 70% yield.

25

EXAMPLE 61Preparation of morpholine, 4-(3,4-dihydro-2H-pyran-5-yl)-

30



35

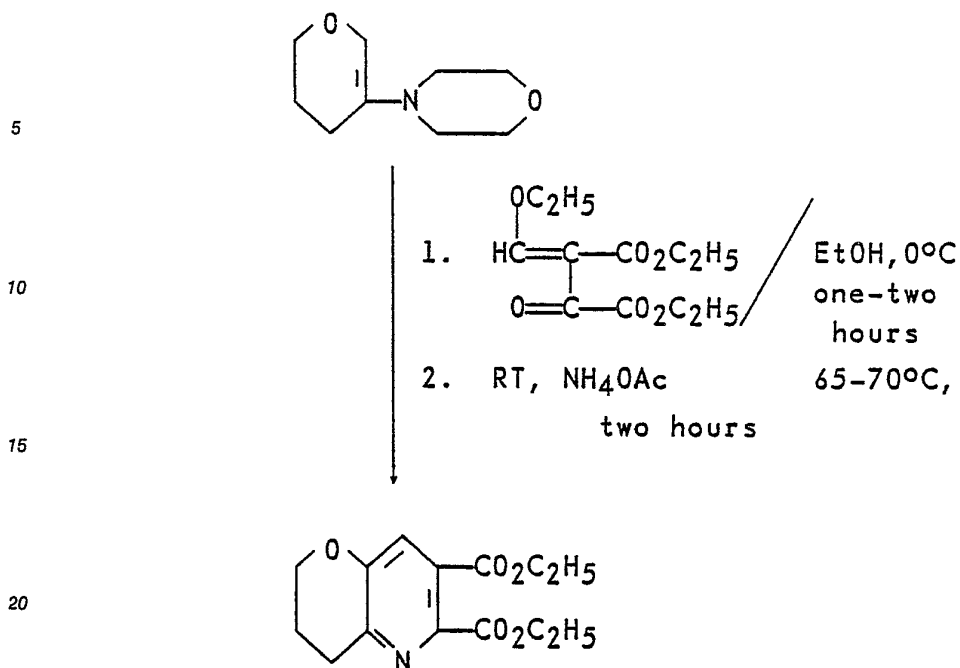
Tetrahydropyranone-3, (25.38 g, 0.253 mol) is refluxed in 75 mL of benzene overnight with 33.0 g (0.38 mol, 1.5 equiv.) of morpholine and a catalytic amount of *p*-toluene sulfonic acid until the theoretical amount of water (4.7 mL) is separated within a Dean-Stark trap. The benzene is removed on a rotary flash evaporator and the product isolated as a clear red oil in 95% yield.

40

EXAMPLE 62Preparation of 2H-pyran[3,2-b]pyridine-6,7-dicarboxylic acid, 3,4-dihydro-diethyl ester

50

55



25 An ethanol solution (100 mL) containing diethyl ethoxymethylene oxalacetate (50.2 g, 0.205 mol) is added to a stirred ethanol (200 mL) solution containing the enamine (23.3 g, 0.137 mol) prepared in Example 53 at 0°C and the mixture stirred for two hours. The reaction mixture is allowed to warm to room temperature and ammonium acetate (42.2 g) is added. After stirring overnight at room temperature, additional ammonium acetate (21.1 g) is added and the mixture is heated at 70°C for two hours and is then allowed to cool to room temperature. Water (250 mL) is added and the resulting mixture extracted with methylene chloride (5x150 mL). The organic layer is separated, dried over anhydrous Na₂SO₄, filtered and the solvent removed under reduced pressure. The resulting oily residue is purified by column chromatography on silica gel with a methylene chloride ethyl acetate mixture (99:1) as the eluant to give the title product as a yellow oil in 17% yield.

30

35 EXAMPLE 63

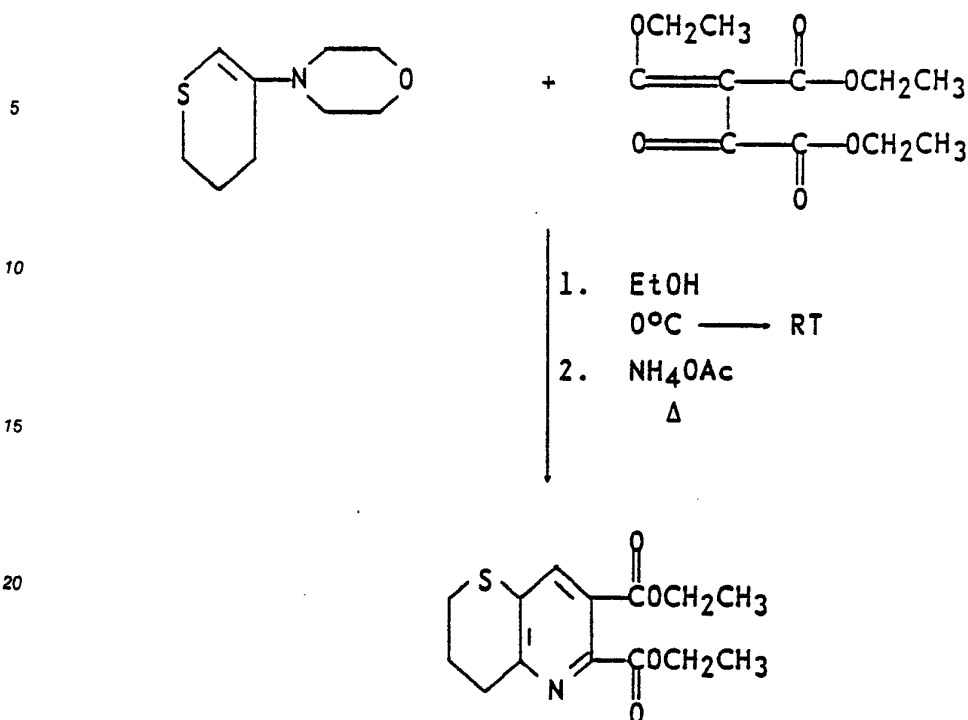
Preparation of diethyl-7,8-dihydro-6H-thiopyrano[3,2-b]pyridine-2,3-dicarboxylate

40

45

50

55

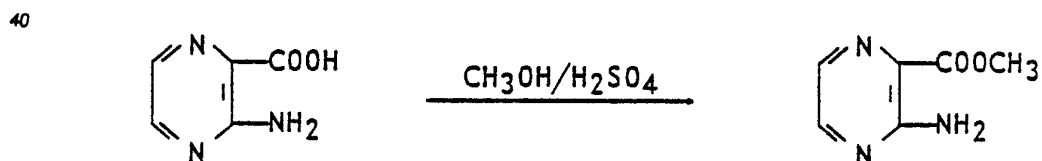


Diethyl ethoxymethylene oxalacetate (28.9 g, 1.1 equiv.) is added slowly, over ten minutes to a solution of 4-(5,6-dihydro-4H-thiopyran-3-yl)morpholine (Hirsh and Wang, *Syn Comm.* 12, 333 (1982) (assumed quantitative yield of morpholino enamine; 0.107 mol; one equiv.) in 300 mL of absolute ethanol cooled to 0°C (ice bath). The mixture is stirred for one hour whereupon ammonium acetate (21.5 g; 3 equiv.) is added and the mixture heated at reflux and stirred an additional three hours. The mixture is cooled and the solvent removed in vacuo. The red syrup is flash chromatographed eluting with hexanes and gradually increasing eluant polarity to 15% ethyl acetate/hexanes to give 7.81 g (25%) of a clear yellow oil.

30

35 EXAMPLE 64

Preparation of methyl 2-aminopyrazine-3-carboxylate



3-Aminopyrazine-2-carboxylic acid (55.5 g, 0.4 mol) suspended in 400 mL of methanol, cooled in an ice bath and concentrated sulfuric acid (80 mL) is gradually added with stirring and stirring then continued for 48 hours at room temperature. The resulting dark brown solution is poured into 700 mL of water containing sodium bicarbonate (160 g). The brown crystalline solid which precipitates is collected and dried. The crude product is purified by recrystallization from water to yield the product as yellow needles in 65% yield, melting point 169-170°C.

50

55 EXAMPLE 65

Preparation of pyrazine methanol, 3-amino-

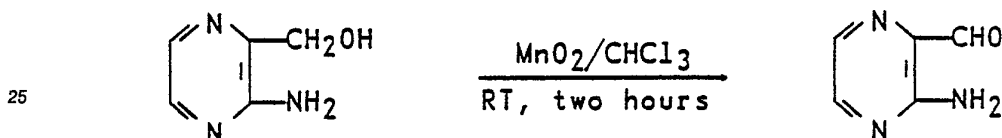


Lithium aluminum hydride (2.4 g, 0.003 mol) is added in increments to a stirred suspension of methyl 3-aminopyrazine-2-carboxylate (9.0 g, 0.059 mol) in 600 mL of tetrahydrofuran, in a 2 liter 4-neck flask fitted with a N₂-inlet tube, thermometer, and a condenser over a period of 30 minutes. After the reaction mixture is stirred at room temperature for an additional hour, water 20 mL is added with caution and the solids which form are filtered off. The filtrate is dried over anhydrous sodium sulphate, and filtered. The solvent is removed under reduced pressure, giving a yellow semi-solid residue, 6.5 g, 88% yield. A portion of this solid is extracted with methylene chloride, which gives a crystalline solid, melting point 112-119°C.

15

EXAMPLE 66Preparation of 3-aminopyrazinecarboxaldehyde

20



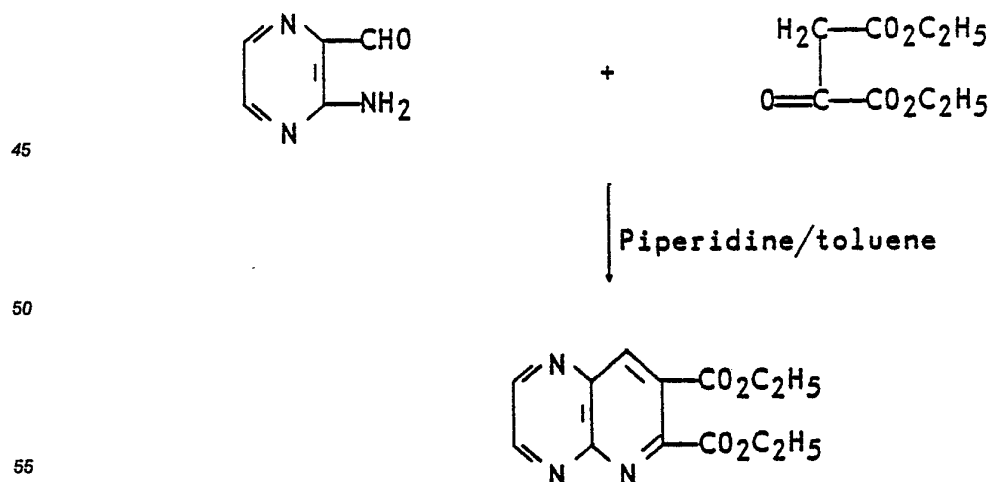
30 A suspension of 3-aminopyrazine methanol, 6.3 g (0.05 mol) and manganese dioxide (38.0 g) in 400 mL of chloroform is stirred at room temperature for two hours and the resulting solid is filtered off. The filtrate is evaporated to dryness which gives the desired product as a yellow crystalline solid, (5.00 g, 82% yield) having a melting point 110-114°C.

EXAMPLE 67

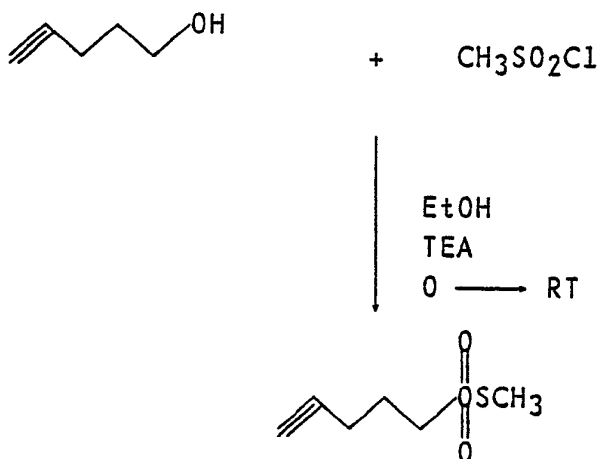
35

Pyrido[2,3-b]pyrazine-6,7-dicarboxylic acid, diethyl ester

40



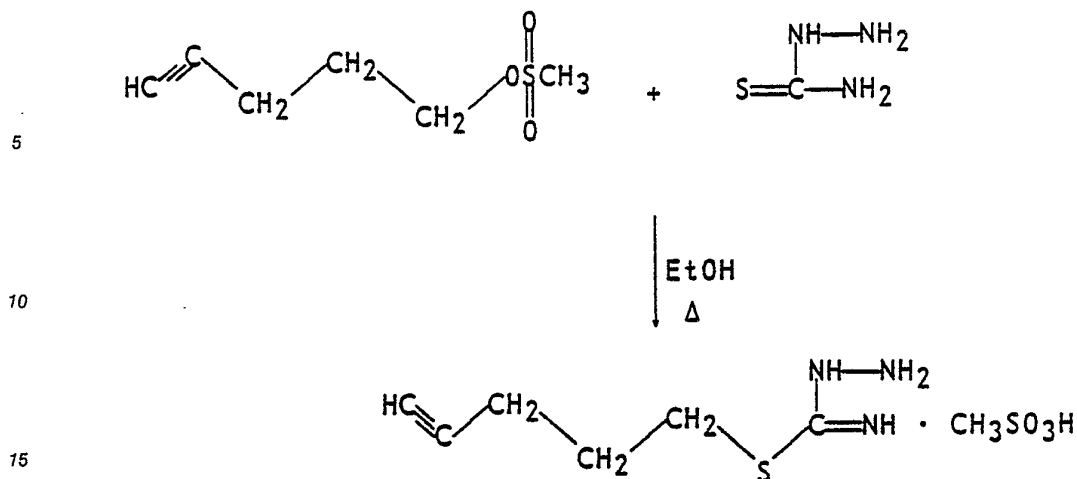
Diethyl oxalacetate, (4.7 g, 0.025 mol) and piperidine (1.66 g, 1.93 mL) are added to 3-aminopyrazine-2-carboxaldehyde (2.4 g, 0.0195 mol) dissolved in 250 mL of toluene. After the reaction mixture is refluxed for two hours, the toluene is removed under reduced pressure to give a dark red oily residue. The product is purified by column chromatography on silica gel (hexane:EtOAc, 4:1), affording 3.1 g (58% yield), of the crude desired product. Crystallization from ether-hexane (4:1) gives analytically pure compound 1.5 g - (28%) having a melting point 83-85°C.

EXAMPLE 68Preparation of 4-pentynyl methanesulfonate

To pentyne-4-ol (Farchan Chemical Co) (42.0 g; 0.5 mols) in 500 mL ether at -5°C (dry ice bath) is added in a rapid dropwise fashion triethylamine (104.8 mL; 0.75 mols) diluted with 100 mL ether. While maintaining the temperature at or below 15°C throughout, methane sulfonyl chloride, (94.2 mL; 0.70 mols) diluted with 100 mL ether, is added dropwise over 45 minutes. The thick suspension is stirred an additional 30 minutes, after which the precipitate is filtered. The filter cake is washed with ether and the combined ether layers washed twice with water, then once with brine. The ether layer is then dried over anhydrous magnesium sulfate, and solvent removed under reduced pressure to yield the product as a pale yellow oil; yield 64 g (79%), which is used in the next step without further purification.

A small sample is purified by bulb-to-bulb distillation, boiling point 70-85°C, 0.15 mm Hg).

EXAMPLE 69Preparation of S-(4-pentynyl)thiosemicarbazide, 1:1 salt with methanesulfonic acid



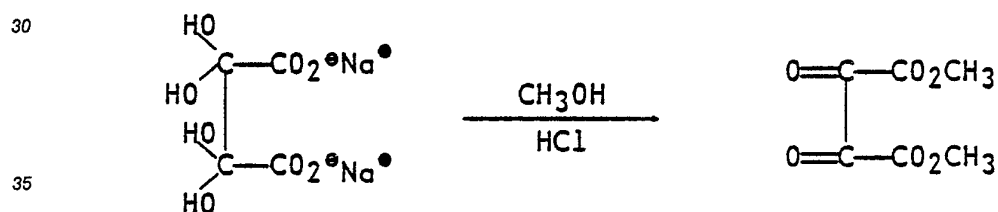
20

Thiosemicarbazide (27.3 g; 0.3 mols) is suspended in 200 mL ethanol and brought to reflux. Crude 4-pentynylmethanesulfonate (51.0 g; 0.32 mols), diluted with 50 mL ethanol, is added dropwise to the suspension over 40 minutes. The solids all dissolve after a few hours and refluxing is continued for 48 hours. Removal of solvent under reduced pressure yields the product as a thick amber oil which is washed three times with hot ether. The crude product is used in the next step without further purification.

25

EXAMPLE 70

Preparation of dimethyl 2,3-dioxosuccinate



40

A suspension of 250 g of 2,3-dihydroxytartaric acid, disodium salt hydrate (Aldrich) in one liter of methanol is saturated at 0 to 10°C with gaseous HCl and allowed to stand for one week at 5°C. Solids are removed by filtration and the solvent is then removed to give a thick yellow oil. Vacuum distillation of the oil gives the desired product boiling point 92-101°C, 2.3-2.5 mm, suitable for use in the following steps.

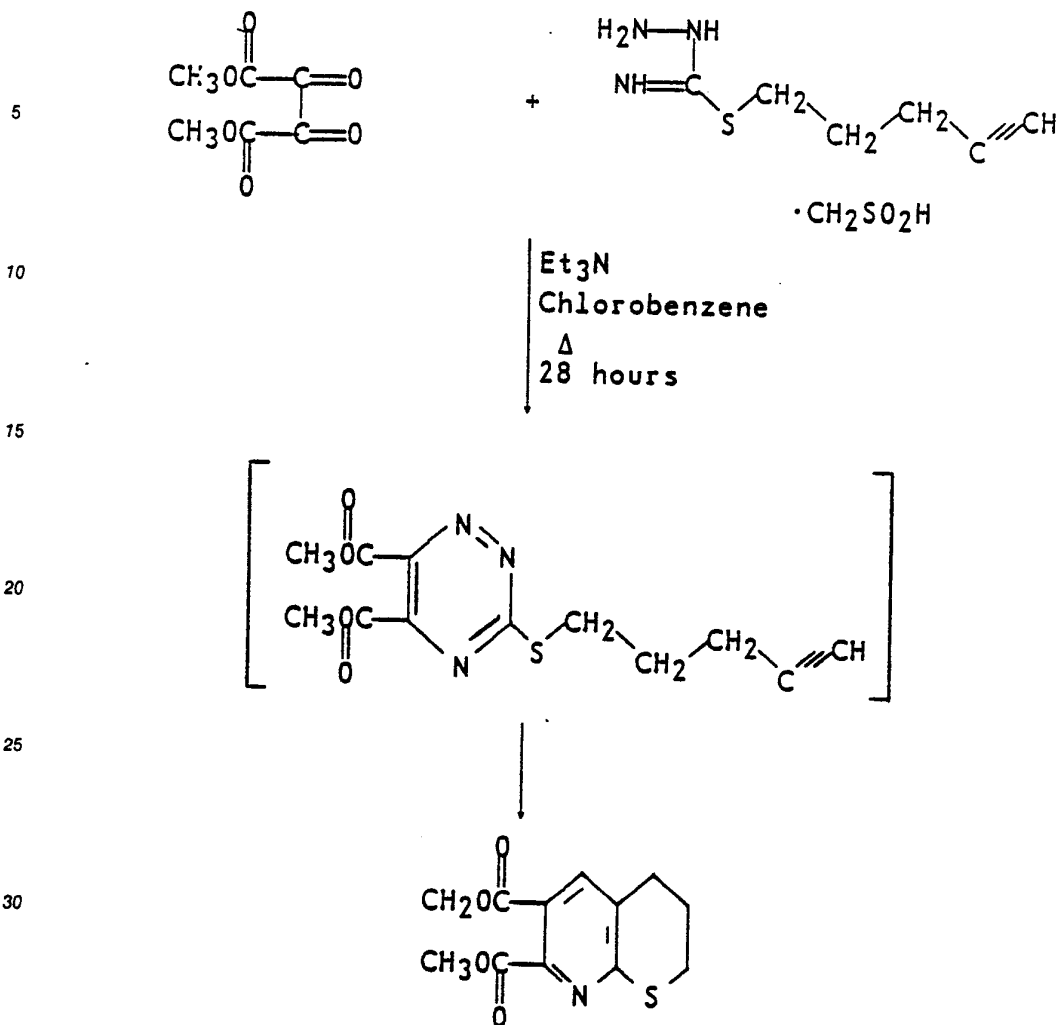
45

EXAMPLE 71

Preparation of dimethyl 2H-dihydrothiopyrano[2,3-b]pyridine-6,7-dicarboxylate

50

55



35 A mixture of S-(4-pentynyl)thiosemicarbazide methanesulfonic acid salt (25.0 g; 0.1 mols) in chlorobenzene (175 mL) is cooled to -5°C in an ice-acetone bath under a nitrogen purge. Triethylamine (14.0 mL; 0.1 mol) in chlorobenzene (25 mL) is added dropwise over 30 minutes and the mixture is stirred another 20 minutes. A solution of dimethyl 2,3-dioxosuccinate (26.0 g; 0.1 mols, assuming 65% purity) in chlorobenzene (50 mL) is added dropwise over 30 minutes, causing most of the thick oil to dissolve. The ice bath is removed and the solution is brought to reflux. After refluxing for 28 hours, the solution is cooled, and solids removed by filtration. The filtrate is concentrated under reduced pressure and the residue partitioned between water and ethyl acetate. The water layer is washed with fresh ethyl acetate, and the combined organics are washed with saturated NaCl and dried over MgSO_4 . The solvent is removed under reduced pressure, and the residual oil chromatographed (waters prep 500 HPLC; 3% ethyl acetate in methylene chloride). The fractions containing the desired product are combined and solvent is removed under reduced pressure. The product is obtained as a light beige solid (7.5 g) which is recrystallized from 2-propanol to obtain a crystalline off-white solid (6.4 g), homogeneous by TLC mp = $82\text{-}85^{\circ}\text{C}$.

40

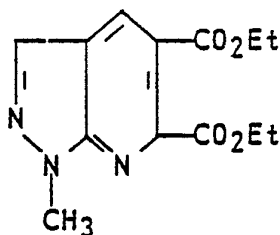
45

50 **EXAMPLE 72**

Preparation of 6-(4-isopropyl-4-methyl-5-oxo-2-imidazolin-2-yl)-1H-1-methyl-pyrazolo-[3,4-b]pyridine-5-carboxylic acid

55

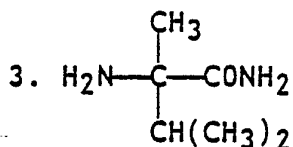
5



10

1. Base
2. acetic anhydride

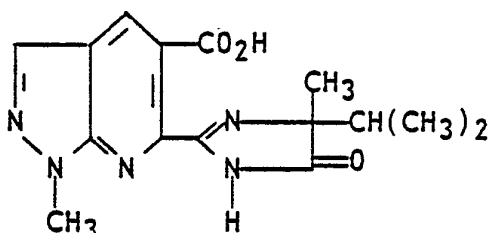
15



20

4. Base

25



Diethyl-1-methyl-1H-pyrazolo[3,4-b]pyridine-5,6-dicarboxylate (24 g) in 200 mL of 1:1 ethanol-water is heated at reflux overnight, then concentrated on a rotary evaporator. The residue is acidified to pH 1 with 6N HCl, cooled and filtered to remove the solid diacid product, which is then washed with cold water and air dried. The yield is (32%) of crude diacid, mp 228-229°C (dec).

The diacid (9 g) in acetic anhydride (40 mL) is stirred at 85-90°C for two hours. The reaction mixture is filtered while hot and the filtrate is concentrated under reduced pressure to yield the crude anhydride as a gum. The product is dissolved in tetrahydrofuran (50 mL), 2-amino-2,3-dimethylbutyramide is then added and the mixture is stirred while heating to 40°C for one and one-half hours and then at reflux for 16 hours. Upon completion of the reaction, the mixture is cooled to room temperature and concentrated *in vacuo*. The residue is dissolved in aqueous NaOH (10 g/100 mL, 100 mL) and the resulting solution is stirred at 75-85°C for four hours. After cooling to room temperature the reaction mixture is cooled to 10°C and acidified to pH 2 with concentrated hydrochloric acid.

The resulting precipitate is collected by filtration, dried and purified by column chromatography on silica gel utilizing ethyl acetate-ethanol on the eluant to give the title product as a tan solid having a melting point 239-243°C.

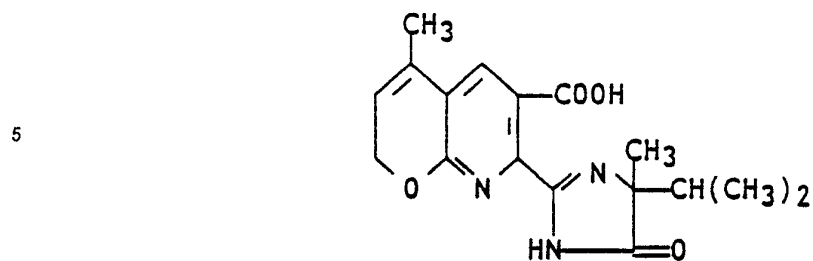
45

EXAMPLE 73

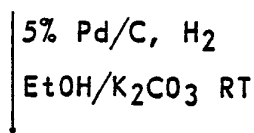
Preparation of 7-(4-isopropyl-4-methyl-5-oxo-2-imidazolin-2-yl)-4H-2,3-dihydro-4-methylpyranof[2,3-b]pyridine-6-carboxylic acid

50

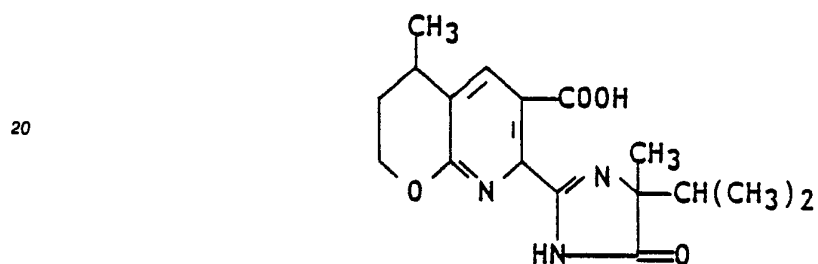
55



10



15



25

The crude 2 H-pyranopyridine imidazoline carboxylic acid is suspended in 10 mL of water and to this suspension is added 10 mL of 15% aqueous potassium carbonate solution. The material dissolves to give a clear yellow-brown solution. Ethanol, 95% (40 mL) is added to the solution slowly, so that the layers do not separate. 5%/Pd/C, 100 mg is added to this solution and the mixture is agitated on a Parr hydrogenator overnight. The mixture was filtered and evaporated to dryness. The residue is taken in 50 mL of water and washed with 2x25 mL portions of methylene chloride which are discarded. The aqueous layer is made acidic with concentrated HCl to pH 1, while cooling in an ice bath and extracted with 5x50 mL portions of methylene chloride.

30

The combined methylene chloride extracts are dried over anhydrous sodium sulfate, filtered and the solvent is removed under reduced pressure. This gives the product as shiny, slightly yellowish fluffy solid, mp. 95-99°C.

35

Utilizing the procedure of Example 33, 34, 35, 72 and 73, and substituting the appropriate fused heteropyridine dicarboxylic acid and amino amide or amino thiomide yields the (imidazolin-2-yl)fused heteropyridine compounds listed in Table II below.

40

45

50

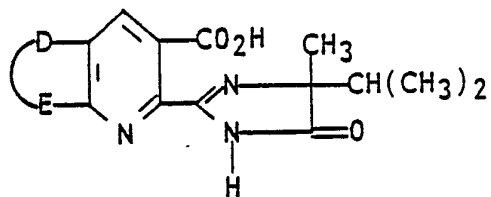
55

5

TABLE II
 (Imidazolin-2-yl)fused heteropyridine carboxylic acids

10

15

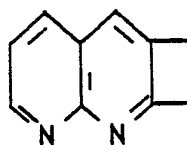


20

Fused heteropyridine

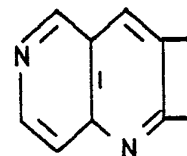
mp°C

25



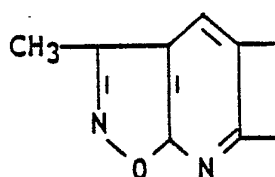
223.0 - 224.0

30



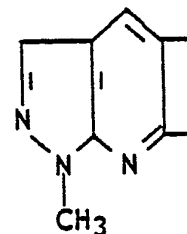
247.0 - 250.0

35

·1/2 H₂O

226.0 - 227.0

45



239.0 - 243.0

50

55

5

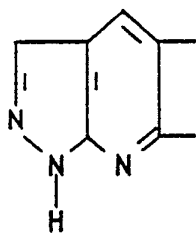
TABLE II (Continued)

10

Fused
heteropyridine

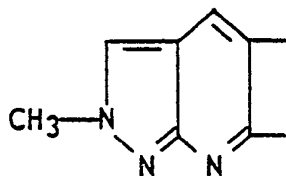
mp°C

15



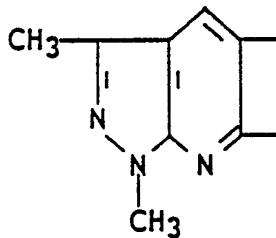
180.0 - 185.0

20



282.0 - 283.0

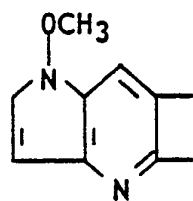
30



>350

35

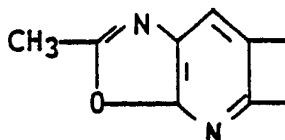
40

· 3H₂O

170.0 - 173.0

45

50



236.0 - 239.0

55

5

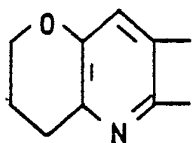
TABLE II (Continued)

10

Fused
heteropyridine

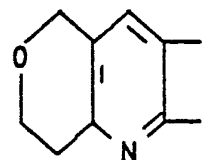
mp°C

15



199.0 - 201.0

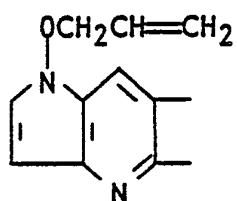
20



220.0 - 222.0

25

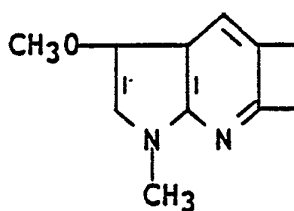
30



164.0 - 166.0

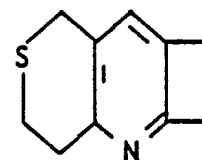
35

40

155.0 - 167.0
(dec)

45

50



188.0 - 190.0

55

5

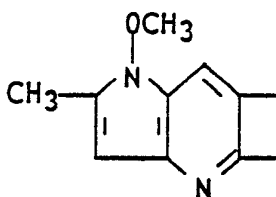
TABLE II (Continued)

10

Fused
heteropyridine

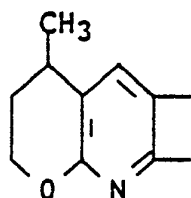
mp°C

15



225.5 - 227.0

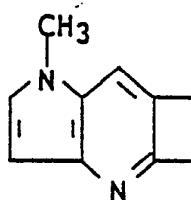
20



95.0 - 99.0

25

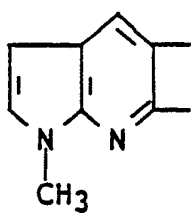
30



215.5 - 218.0

35

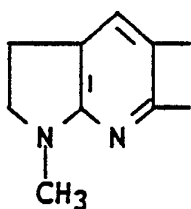
40



264.0 - 266.0

45

50



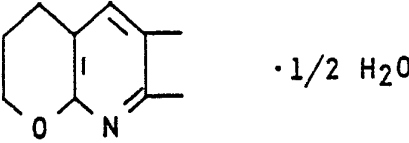
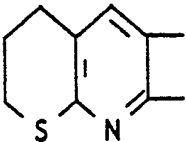
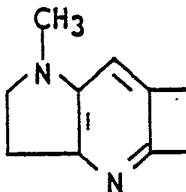
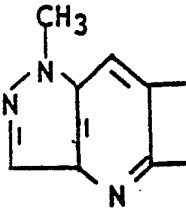
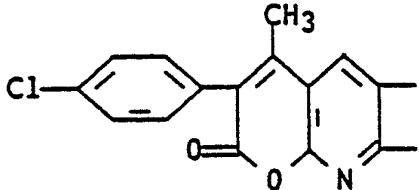
215.0 - 221.0

55

5

10

TABLE II (Continued)

| 15 | Fused heteropyridine | mp°C |
|----|---|---------------|
| 20 |  | 178.0 - 179.0 |
| 25 |  | 230.0 - 233.0 |
| 30 |  | - |
| 35 |  | 195.0 - 197.0 |
| 45 |  | 256.0 - 258.0 |

55

5

10

TABLE II (Continued)

| | Fused heteropyridine | mp°C |
|----|--|---------------|
| 15 | <p>The structure shows a pyridine ring fused to a six-membered ring containing a carbonyl group. A chlorine atom is attached to the benzene ring, and a methyl group is attached to the pyridine ring.</p> | 248.0 - 250.0 |
| 20 | | |
| 25 | <p>The structure shows a pyridine ring fused to a six-membered ring containing an oxygen atom.</p> | 198.0 - 201.0 |
| 30 | | |
| 35 | <p>The structure shows a pyridine ring fused to a six-membered ring containing an oxygen atom, with a different ring fusion pattern than the previous structure.</p> | 147.0 - 150.0 |
| 40 | <p>The structure shows a pyridine ring fused to a six-membered ring containing an oxygen atom, with a methyl group attached to the pyridine ring.</p> | 247.0 - 252.0 |
| 45 | | |
| 50 | <p>The structure shows a pyridine ring fused to a five-membered ring containing two oxygen atoms.</p> | - |
| 55 | | |

5

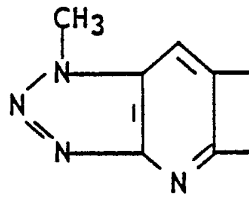
TABLE II (Continued)

10

Fused
heteropyridine

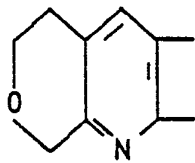
mp°C

15



-

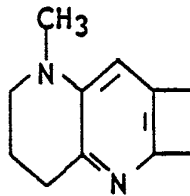
20



-

25

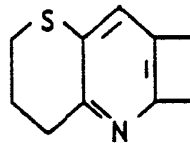
30



-

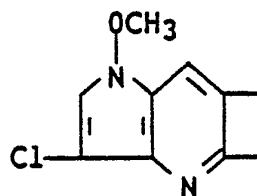
35

40



200.0 - 204.0

45



209.0 - 210.0

50

55

5

10

TABLE II (Continued)

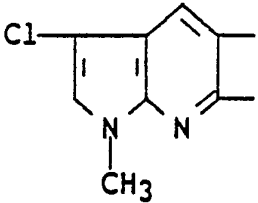
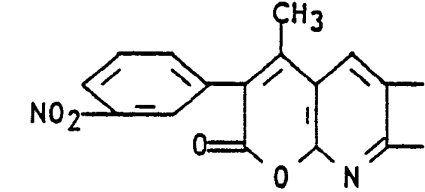
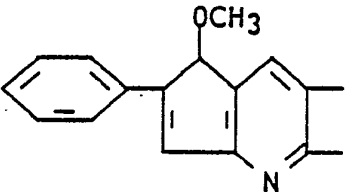
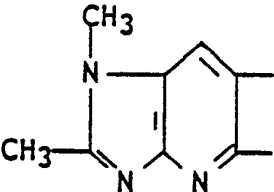
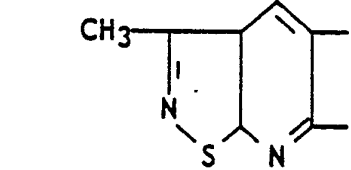
| | Fused heteropyridine | mp°C |
|----|---|---------------|
| 15 |  | 272.0 - 284.0 |
| 20 |  | 257.0 - 262.0 |
| 25 |  | 208.0 - 210.0 |
| 30 |  | 264.0 (dec) |
| 35 |  | - |
| 40 | | |
| 45 | | |
| 50 | | |
| 55 | | |

TABLE II (Continued)

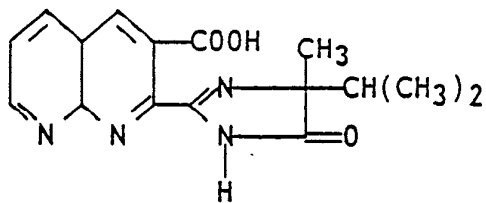
| 5 | Fused heteropyridine | mp°C |
|----|----------------------|------|
| 10 | | - |
| 15 | | |
| 20 | | - |
| 25 | | - |
| 30 | | - |
| 35 | | |
| 40 | | - |
| 45 | | - |

EXAMPLE 74

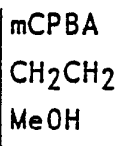
50 Preparation of 2-(4-isopropyl-4-methyl-5-oxo-2-imidazolin-2-yl)-8-oxide-1,8-naphthyridine-3-carboxylic acid

55

5

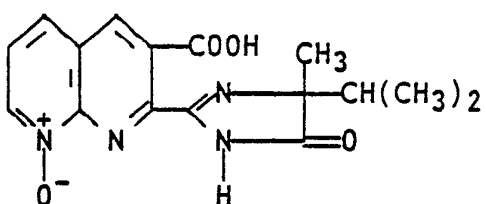


10



15

20



25 m-Chloroperbenzoic acid (37.70 g) is added in one portion of 2-(4-isopropyl-4-methyl-5-oxo-2-imidazolin-2-yl)-1,8-naphthyridine-3-carboxylic acid (27.32 g, .087 mol, 1 equiv) suspended in 465 mL methylene chloride and 300 mL methanol under N₂ and the mixture is stirred at room temperature for 15 hours. The suspension is filtered and filtrate concentrated to a yellow solid which is recrystallized from methanol/ether, yielding the product as a dark yellow solid, (10.84 g, 37.7% yield, having a melting point 219-221 °C (dec).

30

EXAMPLE 75

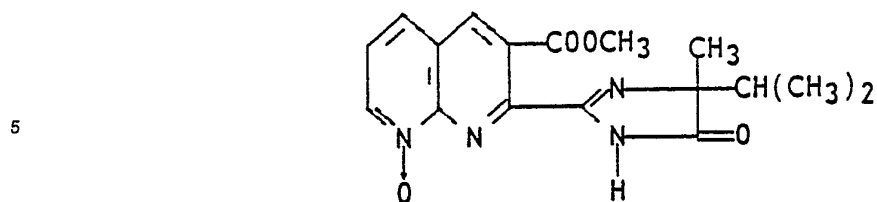
35 Preparation of methyl 7-chloro-2-(4-isopropyl-4-methyl-5-oxo-2-imidazolin-2-yl)-1,8-naphthyridine-3-carboxylate

40

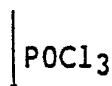
45

50

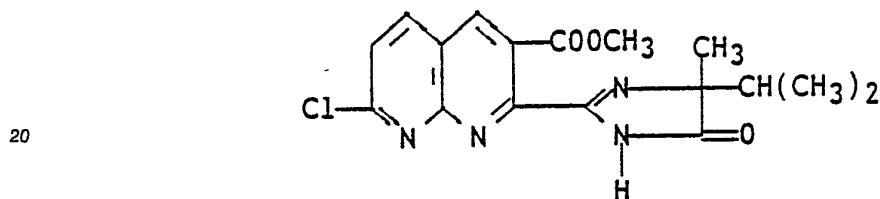
55



10



15

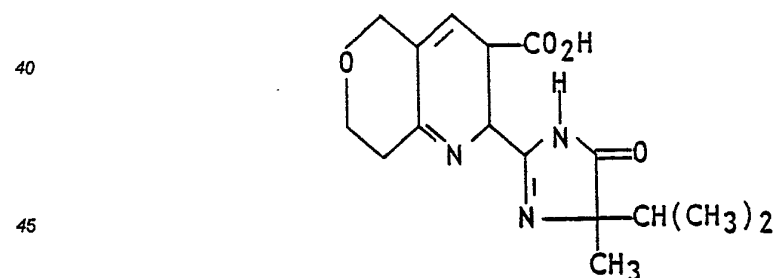


25 Methyl 2-(4-isopropyl-4-methyl-5-oxo-2-imidazolin-2-yl)-8-oxide-1,8-naphthylidene-3-carboxylate (4.11 g, .012 mol) is suspended under N₂ in 80 mL phosphorous oxychloride and heated to 53°C for one hour. The solution is stripped to an oil, taken up in ethyl acetate and washed with water, a 10% sodium carbonate solution and brine. The organic layer is dried over Na₂SO₄, filtered and concentrated to a brown solid. The solid is purified by chromatography on silica gel, using methylene chloride and then 7:3 methylene chloride/ethyl acetate. The fractions containing the desired product are combined and the solvent removed yielding the title product as an off-white solid (1.77 g, 40.9%) having a melting point 161-162°C.

30

EXAMPLE 76

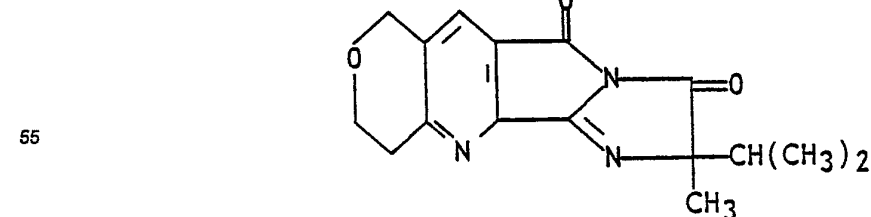
35 Preparation of 2-isopropyl-2-methyl-7,8-dihydro-5H-pyranof[4,3-b]imidazof[2', 1': 5,1]pyrrolo[3,4-e]pyridine-3-(3H),5-dione



45



50

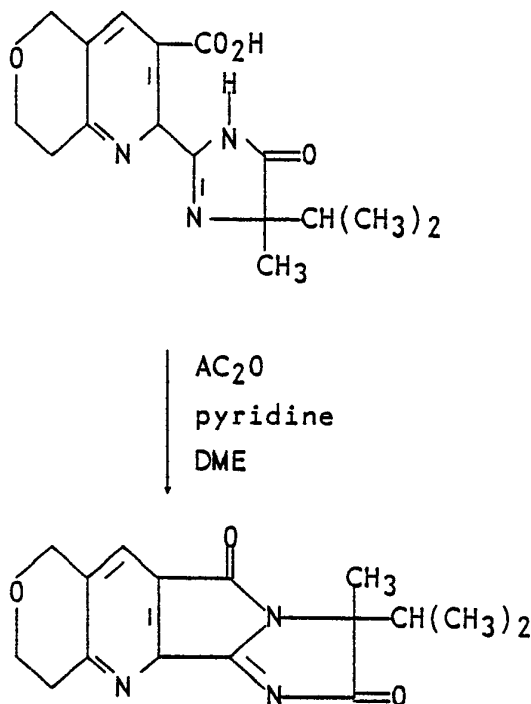


Dicyclohexylcarbodiimide (2.94 g) is added to a suspension of the imidazolinone (1.2 g) in methylene chloride (100 mL). After stirring for three days at room temperature, the mixture is filtered to remove a white solid bi-product and the filtrate is concentrated to give an oily solid which contains the product. Chromatography on silica gel using 9:1 methylene chloride:methanol gives 0.92 g of the desired product.

Using essentially the same procedure and using the appropriately substituted imidazoliny heteropyridine carboxylic acid, gives other substituted imidazopyrroloheteropyridine-3,5-diones or 3-thione-5-ones.

EXAMPLE 77

Preparation of 3-isopropyl-3-methyl-7,8-dihydro-5H-pyrano[4,3-b]imidazo[2',1':5,1]pyrrolo[3,4-e]pyridine-2-(2H),5-dione



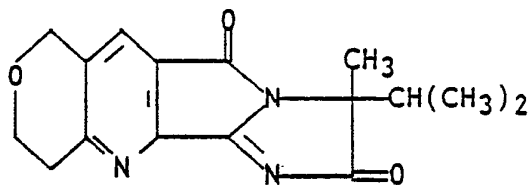
To a suspension of 6-(4-isopropyl-4-methyl-5-oxo-2-imidazolin-2-yl)-7,8-dihydro-5H-pyrano[4,3-b]pyridine-carboxylic acid (1.17 g, 3.75 mmol) in 20 mL dimethoxyethane (DME) is added 1.0 mL acetic anhydride and 0.5 mL pyridine. After stirring 24 hours at room temperature, the solids are filtered and washed with ether and the mother liquor is concentrated by adding xylene to remove pyridine. The residue is triturated with ether and combined with the first crop to give 1.10 g (100% of product as a solid).

Using essentially the same procedure and using the appropriately substituted imidazoliny heteropyridine carboxylic acid, gives other substituted imidazopyrroloheteropyridine-2,5-diones, or 2-thione-5-ones.

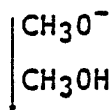
EXAMPLE 78

Preparation of methyl 2-(4-isopropyl-4-methyl-5-oxo-2-imidazolin-2-yl)-7,8-dihydro-5H-pyrano[4,3-b]pyridine-3-carboxylate

5

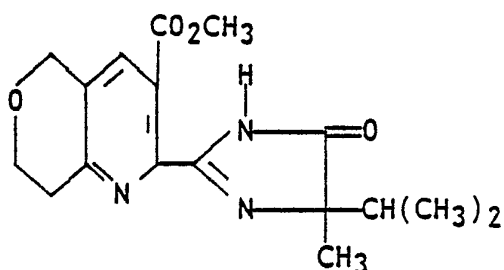


10



15

20



25

To a suspension of 2.0 g 2-isopropyl-2-methyl-7,8-dihydro-5H-pyrano[4,3-b]imidazo[2',1':5,1]pyrrolo-[3,4-e]pyridine-2(2 H), 5-dione in 100 mL absolute methyl alcohol is added 0.2 g of sodium methoxide over a five minute period. The temperature of the reaction is kept below 30°C by immersion in an ice bath. After the addition was complete, the reaction mixture was kept at room temperature for 24 hours and acidified with three drops of acetic acid, and stripped in vacuo. The product was chromatographed on silica gel using methylene chloride-ethyl acetate to give 1.55 g of the ester product. After recrystallization from methylene chloride-hexane, it had mp 208-220°C.

30

Utilizing essentially the same procedure and using the appropriately substituted fused hetero imidazopyrrolopyridine-2,5-dione and alcohol, gives the substituted (imidazolin-2-yl)fused heteropyridine carboxylates in Table III below.

35

40

45

50

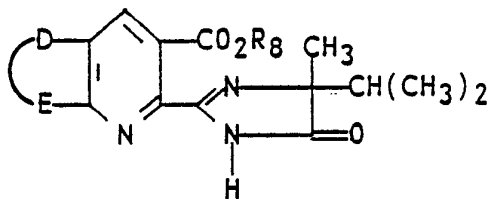
55

5

TABLE III

10 (Imidazolin-2-yl)fused heteropyridine carboxylates

15



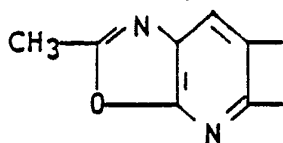
20

Fused
heteropyridine

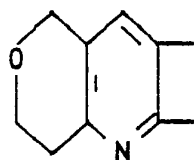
R₈

mp °C

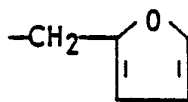
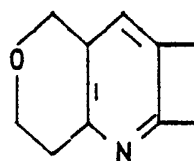
25

CH₃200.0 - 210.0
(dec)

30

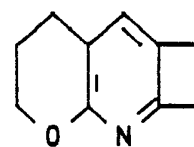
CH₃208.0 - 220.0
(dec)

35

197.0 - 206.0
(dec)

40

45

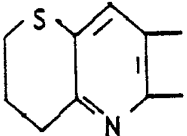
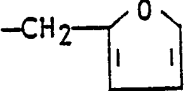
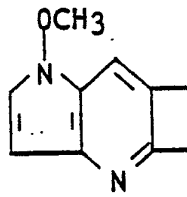
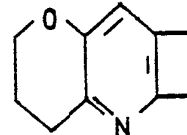
CH₂-C≡CH

-

50

55

TABLE III (Continued)

| 5 | Fused heteropyridine | R_8 | mp $^{\circ}$ C |
|----|--|---|-----------------|
| 10 |  |  | - |
| 15 |  | -CH ₃ | - |
| 20 |  | CH ₂ -C \equiv CH | - |

30 EXAMPLE 79

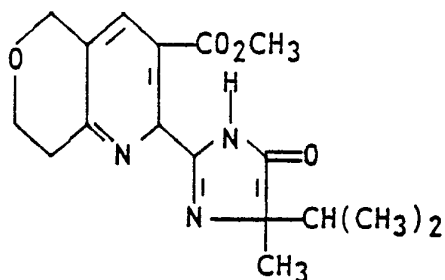
35
40
45
50
55

Preparation of methyl 2-(4-isopropyl-4-methyl-5-oxo-2-imidazolidinyl)-7,8-dihydro-5H-pyrano[4,3-b]pyridine-3-carboxylate

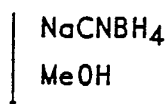
Method A

5

10

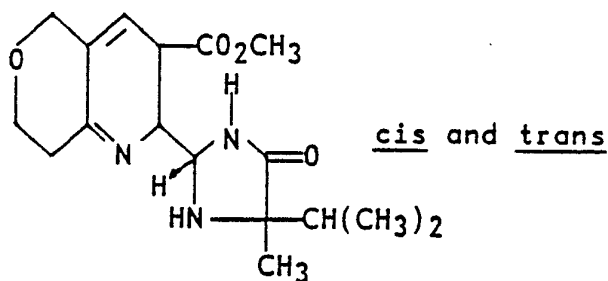


15



20

25



30

35

A solution of the ester in 50 mL absolute methanol is acidified to pH 3 with methanolic HCl. At 0°C is added, all at once, 0.1 g sodium cyanoborohydride and the mixture stirred overnight at room temperature. The pH is again adjusted to 3 and an additional 0.1 g sodium cyanoborohydride is added. After 16 hours, the mixture is quenched in dilute HCl, then neutralized to pH 7 with carbonate and extracted with methylene chloride. The crude extract is stripped to a solid product which is a mixture of two isomers. These are separated by flash chromatography on silica using ethyl acetate-methylene chloride. About 0.7 g of the cis or slower-moving isomer and 0.3 g of the faster-moving trans isomer are obtained.

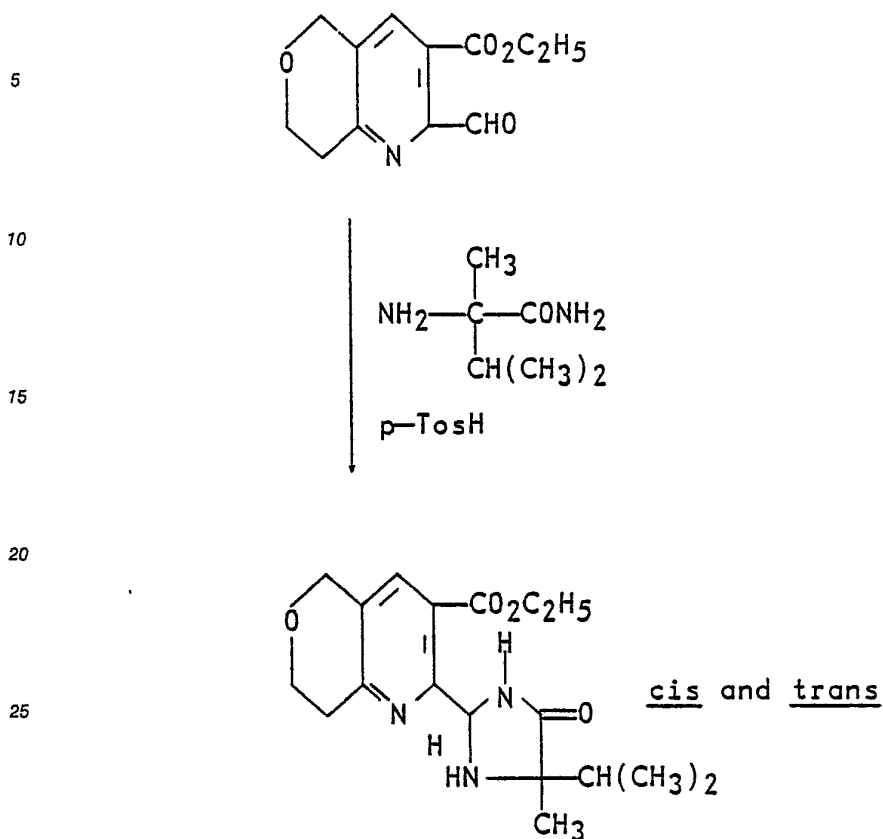
40

45

50

55

Method B



30 The ester aldehyde (1.0 g) and the aminoamide are dissolved in 50 mL toluene acid 0.10 g, p-toluenesulfonic acid added. The mixture is refluxed six hours under nitrogen and the water separated using a Dean-Stark trap. It is then filtered while hot, cooled and then concentrated on a rotary evaporator. Extraction with hexane/ether gives, after cooling a white solid which is chromatographed as in Method A to give both cis- and trans-isomers.

35 Using essentially the same methods as A and B above, other imidazolidinyl fused heteropyridine carboxylates may be prepared.

40 EXAMPLE 80

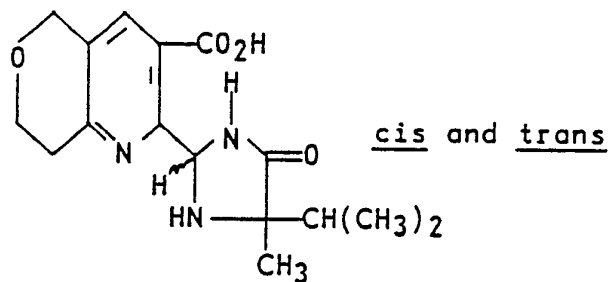
Preparation of 3-isopropyl-3-methyl-1,7,8,9-b-tetrahydro-5H-pyranof[4,3-b]imidazo [2',1':5,1]pyrrolo[3,4-e]pyridine-2(3H), 5-dione

45

50

55

5

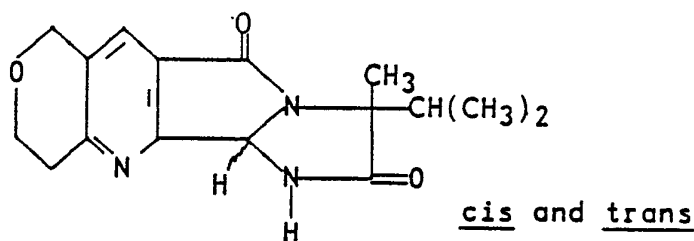


10

15



20



25

The acid (1.0 g) is suspended in 25 mL acetonitrile and 0.5 mL acetic anhydride and 0.5 mL pyridine are added. After 18 hours at room temperature, 20 mL ether is added and the mixture is filtered to obtain the product as a white solid.

30

Using essentially the same procedure, other imidazopyrroloheteropyridine-2,5-diones may be prepared.

EXAMPLE 81

35

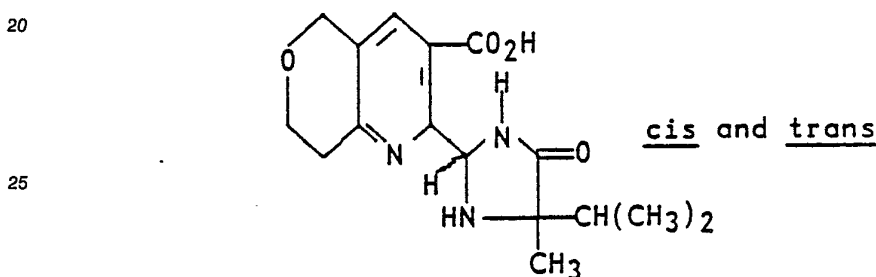
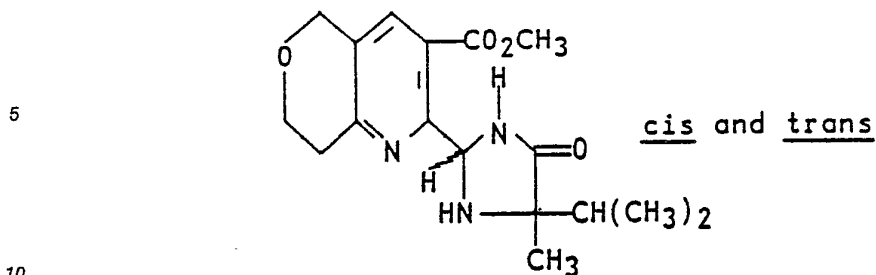
Preparation of 2-(4-isopropyl-4-methyl-5-oxo-2-imidazolidinyl)-7,8-dihydro-5H-pyranof[4,3-b]pyridine-3-carboxylic acid

40

45

50

55



30 The ester (1.2 g) is stirred for 18 hours at room temperature in 75 mL dioxane containing 2 mL water and 0.5 mL 85% potassium hydroxide. The mixture is then acidified with methanolic HCl, filtered and the filtrate stripped and triturated with ether to give a white solid product.

Using essentially the same procedure, other imidazolidinylheteropyridine carboxylic acids may be prepared.

35

EXAMPLE 82

Postemergence herbicidal evaluation of test compounds

40 The postemergence herbicidal activity of the compounds of the present invention is demonstrated by the following tests, wherein a variety of monocotyledonous and dicotyledonous plants are treated with test compounds dispersed in aqueous acetone mixtures. In the tests, seedling plants are grown in jiffy flats for about two weeks. The test compounds are dispersed in 50/50 acetone/water mixtures containing 0.5% TWEEN® 20, a polyoxyethylene sorbitan monolaurate surfactant of Atlas Chemical Industries, in sufficient

45 quantity to provide the equivalent of about .016 kg of 10 kg per hectare of active compound when applied to the plants through a spray nozzle operating at 40 psig for a pre-determined time. After spraying, the plants are placed on greenhouse benches and are cared for in the usual manner, commensurate with conventional greenhouse practices. From four to five weeks after treatment, the seedling plants, are examined and rated according to the rating system provided below. The data obtained are recorded in

50 Table IV below.

55

| | <u>Rating System</u> | <u>% Difference in Growth from the Check</u> |
|----|---|--|
| 5 | 0 - No effect | 0 |
| | 1 - Possible effect | 1 - 10 |
| | 2 - Slight effect | 11 - 25 |
| | 3 - Moderate effect | 26 - 40 |
| 10 | 5 - Definite injury | 41 - 60 |
| | 6 - Herbicidal effect | 61 - 75 |
| | 7 - Good herbicidal effect | 76 - 90 |
| 15 | 8 - Approaching complete kill | 91 - 99 |
| | 9 - Complete kill | 100 |
| 20 | 4 - Abnormal growth, that is, a definite physiological malformation but with an overall effect less than a 5 on the rating scale. | |

In most cases the data are for single test, but in several instances, they are average values obtained from more than one test.

25

Plant Species Used

- Barnyardgrass (Echinochloa crusgalli)
- Green Foxtail (Setaria viridis)
- 30 Purple Nutsedge (Cyperus rotundus L.)
- Wild Oats (Avena fatua)
- Quackgrass (Agropyron repens)
- Field Bindweed (Convolvulus arvensis L.)
- Cocklebur (Xanthium pensivanicum)
- 35 Morningglory (Ipomoea purpurea)
- Ragweed (Ambrosia artemisiifolia)
- Velvetleaf (Abutilon theophrasti)
- Barley (Hordeum vulgare)
- Corn (Zea mays)
- 40 Rice (Oryza sativa)
- Soybean (Glycine max)
- Sunflower (Helianthus annus)
- Wheat (Triticum aestivum)

45

50

55

TABLE IV
Post-Emergence Tests - Rates in kg/ha

| Compound | RATE | BARNY ARDGR | FOXTA IL SP | P MUT SEdge | MILD OATS | QUACK GRASS | FLD B INDIA | MATRI CARIA | MRINGL RY SP | MAGHE ED | VELVE TLEAF |
|--|-------|----------------|----------------|----------------|--------------|----------------|----------------|----------------|-----------------|-------------|----------------|
| 2-(4-Isopropyl-4-methyl-5-oxo-2-imidazolyl-2-yl)-1,8-naphthyridine-3-carboxylic acid | 1.000 | 9.0 | 9.0 | 6.0 | 9.0 | 9.0 | 7.0 | 2.0 | 9.0 | 2.0 | 4.0 |
| | .500 | 9.0 | 7.0 | 4.0 | 8.0 | 7.0 | 7.0 | 0.0 | 7.0 | 0.0 | 2.0 |
| | .250 | 4.0 | 6.0 | 1.0 | 8.0 | 7.0 | 4.0 | 0.0 | 6.0 | 0.0 | 1.0 |
| 2-(4-Isopropyl-4-methyl-5-oxo-2-imidazolyl-2-yl)-1,6-naphthyridine-3-carboxylic acid | .125 | 2.0 | 2.0 | 0.0 | 6.0 | 4.0 | 2.0 | 0.0 | 2.0 | 0.0 | 0.0 |
| | 1.000 | 2.0 | 2.0 | 0.0 | 4.0 | 0.0 | 9.0 | 0.0 | 0.0 | 0.0 | 2.0 |
| | .500 | 2.0 | 2.0 | 0.0 | 2.0 | 0.0 | 9.0 | 0.0 | 0.0 | 0.0 | 2.0 |
| 2-(4-Isopropyl-4-methyl-5-oxo-2-imidazolyl-2-yl)-1,8-naphthyridine-3-carboxylic acid, 8-oxide | .250 | 2.0 | 2.0 | 0.0 | 1.0 | 0.0 | 6.0 | 0.0 | 0.0 | 0.0 | 2.0 |
| | .125 | 2.0 | 1.0 | 0.0 | 1.0 | 0.0 | 2.0 | 0.0 | 0.0 | 0.0 | 1.0 |
| | 1.000 | 8.0 | 9.0 | 0.0 | 9.0 | 6.0 | 8.0 | 0.0 | 7.0 | 0.0 | 2.0 |
| 6-(4-Isopropyl-4-methyl-5-oxo-2-imidazolyl-2-yl)-3-methylisoxazolol[5,4-b]pyridine-5-carboxylic acid | .500 | 6.0 | 9.0 | 0.0 | 6.0 | 6.0 | 6.0 | 0.0 | 4.0 | 0.0 | 2.0 |
| | .250 | 4.0 | 6.0 | 0.0 | 2.0 | 0.0 | 4.0 | 0.0 | 2.0 | 0.0 | 0.0 |
| | .125 | 2.0 | 4.0 | 0.0 | 0.0 | 0.0 | 2.0 | 0.0 | 0.0 | 0.0 | 0.0 |
| 6-(4-Isopropyl-4-methyl-5-oxo-2-imidazolyl-2-yl)-3-methylisoxazolol[5,4-b]pyridine-5-carboxylic acid | 1.000 | 9.0 | 9.0 | 4.0 | 8.0 | 7.0 | 6.0 | 7.0 | 4.0 | 9.0 | 7.0 |
| | .500 | 2.0 | 6.0 | 2.0 | 4.0 | 2.0 | 4.0 | 2.0 | 1.0 | 7.0 | 4.0 |
| | .250 | 0.0 | 4.0 | 0.0 | 0.0 | 0.0 | 0.0 | 0.0 | 0.0 | 0.0 | 0.0 |

TABLE IV (Continued)

| Compound | Post-Emergence Tests - Rates in kg/ha | | | | | | | | | | | | |
|---|---------------------------------------|----------------|-----------------|---------------|--------------|----------------|----------------|----------------|----------------|-------------|----------------|--|--|
| | RATE | BARNY ARDGR | FOXTA: IL SP | P NUT SEDE | WILD OATS | QUACK GRASS | FLD B INDMD | MATRI CARIA | MRMGL RY SP | RAGWE ED | VELVE TLEAF | | |
| 5-(4-Isopropyl-4-methyl-5-oxo-2-imidazolin-2-yl)-1-methoxy-1H-pyrrolo[3,2-b]pyridine-6-carboxylic acid | 1.000 | 9.0 | 9.0 | 7.0 | 9.0 | 9.0 | 9.0 | 9.0 | 9.0 | 9.0 | 9.0 | | |
| | .500 | 9.0 | 9.0 | 9.0 | 9.0 | 9.0 | 9.0 | 9.0 | 9.0 | 9.0 | 9.0 | | |
| | .250 | 9.0 | 9.0 | 7.0 | 9.0 | 9.0 | 9.0 | 9.0 | 9.0 | 9.0 | 9.0 | | |
| | .125 | 9.0 | 9.0 | 7.0 | 9.0 | 9.0 | 9.0 | 9.0 | 9.0 | 9.0 | 9.0 | | |
| 5-(4-Isopropyl-4-methyl-5-oxo-2-imidazolin-2-yl)-2-methylloxazolo[5,4-b]pyridine-6-carboxylic acid | 1.000 | 5.0 | 9.0 | 8.0 | 9.0 | 4.0 | | 3.0 | 4.0 | 4.0 | 8.0 | | |
| | .500 | 2.0 | 7.0 | 3.0 | 8.0 | 0.0 | 3.0 | 3.0 | 2.0 | 4.0 | 7.0 | | |
| | .250 | 1.0 | 6.0 | 1.0 | 6.0 | 0.0 | 1.0 | 0.0 | 2.0 | 2.0 | 4.0 | | |
| | .125 | 0.0 | 6.0 | 0.0 | 1.0 | 0.0 | 0.0 | 0.0 | 1.0 | 0.0 | 2.0 | | |
| 7,8-Dihydro-2-(4-isopropyl-4-methyl-5-oxo-2-imidazolin-2-yl)-5H-pyrano[4,3-b]pyridine-3-carboxylic acid | 0.000 | 9.0 | | 9.0 | 9.0 | 9.0 | 9.0 | | 0.0 | 9.0 | 9.0 | | |
| | 1.000 | 9.0 | 9.0 | 9.0 | 9.0 | 9.0 | 9.0 | 9.0 | 9.0 | 9.0 | 9.0 | | |
| | .500 | 9.0 | 9.0 | 9.0 | 9.0 | 9.0 | 9.0 | 9.0 | 9.0 | 9.0 | 9.0 | | |
| | .250 | 9.0 | 9.0 | 9.0 | 9.0 | 9.0 | 9.0 | 9.0 | 9.0 | 9.0 | 9.0 | | |
| .125 | 9.0 | 9.0 | 9.0 | 9.0 | 9.0 | 9.0 | 9.0 | 9.0 | 9.0 | 9.0 | | | |
| 1-(Allyloxy)-5-(4-isopropyl-4-methyl-5-oxo-2-imidazolin-2-yl)-1H-pyrrolo[3,2-b]pyridine-6-carboxylic acid | 1.000 | 9.0 | 9.0 | 4.0 | 9.0 | 8.0 | 9.0 | 9.0 | 9.0 | 9.0 | 9.0 | | |
| | .500 | 9.0 | 9.0 | 4.0 | 9.0 | 7.0 | 9.0 | 9.0 | 9.0 | 9.0 | 9.0 | | |
| | .250 | 8.0 | 9.0 | 3.0 | 9.0 | 7.0 | 9.0 | 9.0 | 9.0 | 9.0 | 9.0 | | |
| | .125 | 7.0 | 8.0 | 3.0 | 9.0 | 6.0 | 9.0 | 9.0 | 9.0 | 9.0 | 9.0 | | |

TABLE IV (Continued)

Post-Emergence Tests - Rates in kg/ha

| Compound | RATE | BARNY ARDGR | FOXTA IL SP | P MUT SEDGE | MILD OATS | QUACK GRASS | FLD B INMD | MATRI CARIA | MRINGL RY SP | RAGHE ED | VELVE TLEAF |
|--|-------------------------------|--------------------------|--------------------------|--------------------------|--------------------------|--------------------------|--------------------------|--------------------------|--------------------------|--------------------------|--------------------------|
| Methyl 7,8-dihydro-2-(4-isopropyl-4-methyl-5-oxo-2-imidazol in-2-yl)-5H-pyrano-[4,3-b]pyridine-3-carboxylate | 1.000 .500 .250 .125 | 9.0 8.0 3.0 2.0 | 4.0 4.0 2.0 1.0 | 6.0 2.0 2.0 0.0 | 9.0 9.0 6.5 7.5 | 9.0 7.0 2.0 0.0 | 6.0 7.0 6.0 6.0 | 0.0 0.0 0.0 0.0 | 7.0 4.0 3.0 0.0 | 5.0 2.0 0.0 0.0 | 2.0 1.0 0.0 0.0 |
| Furfuryl 7,8-dihydro-2-(4-isopropyl-4-methyl-5-oxo-2-imidazol in-2-yl)-5H-pyrano-[4,3-b]pyridine-3-carboxylate | 1.000 .500 .250 .125 | 9.0 9.0 9.0 9.0 | 9.0 9.0 9.0 9.0 | 7.0 7.0 6.0 5.0 | 9.0 9.0 9.0 9.0 | 9.0 9.0 9.0 9.0 | 9.0 9.0 9.0 9.0 | 9.0 6.0 7.0 0.0 | 9.0 9.0 9.0 7.0 | 9.0 8.0 8.0 6.0 | 9.0 7.0 7.0 3.0 |
| 6-(4-Isopropyl-4-methyl-5-oxo-2-imidazol in-2-yl)-3-methoxy-1-methyl-1H-pyrrolo[2,3-b]pyridine-5-carboxylic acid | 1.000 .500 .250 .125 | 4.0 2.0 1.0 0.0 | 0.0 0.0 0.0 0.0 | 2.0 2.0 1.0 0.0 | 9.0 8.0 8.0 8.0 | 9.0 6.0 2.0 0.0 | 9.0 6.0 2.0 0.0 | 0.0 0.0 0.0 0.0 | 7.0 5.0 4.0 0.0 | 7.0 2.0 1.0 2.0 | 2.0 1.0 0.0 0.0 |
| 2,3-Dihydro-6-(4-isopropyl-4-methyl-5-oxo-2-imidazol in-2-yl)-1-methyl-1H-pyrrolo[2,3-b]pyridine-5-carboxylic acid | 1.000 .500 .250 .125 | 9.0 9.0 9.0 9.0 | 9.0 9.0 9.0 9.0 | 9.0 8.0 7.0 7.0 | 9.0 9.0 9.0 9.0 | 6.0 6.0 6.0 7.0 | 9.0 9.0 7.0 7.0 | 9.0 9.0 9.0 2.0 | 9.0 9.0 9.0 7.0 | 6.0 6.0 6.0 5.0 | 6.0 6.0 4.0 1.0 |

TABLE IV (Continued)

| Compound | Post-Emergence Tests - Rates in kg/ha | | | | | | | | | | | | | |
|--|---------------------------------------|-------------|-------------|---------|-----------|-------------|------------|-------------|-------------|----------|-------------|--|--|--|
| | RATE | BARNY ARDGR | FOXTA IL SP | P SEDGE | MILD OATS | QUACK GRASS | FLD B INDO | MATRI CARIA | MRNGL RY SP | RAGME ED | VELVE TLEAF | | | |
| 7,8-Dihydro-2-(4-isopropyl-4-methyl-5-oxo-2-imidazolyl)-5H-thiopyrano[4,3-b]pyridine-3-carboxylic acid | 1.000 | 9.0 | 9.0 | 3.0 | 9.0 | 4.0 | 6.0 | 5.0 | 6.0 | 0.0 | 3.0 | | | |
| | .500 | 3.0 | 4.0 | 3.0 | 6.0 | 2.0 | 4.0 | | 6.0 | 0.0 | 1.0 | | | |
| | .250 | 0.0 | 2.0 | 2.0 | 5.0 | 1.0 | 1.0 | 2.0 | 5.0 | 0.0 | 1.0 | | | |
| 5-(4-Isopropyl-4-methyl-5-oxo-2-imidazolyl)-1-methyl-1H-pyrrolo[3,2-b]pyridine-6-carboxylic acid | 1.000 | 9.0 | 9.0 | 7.0 | 9.0 | 6.0 | 9.0 | 9.0 | 9.0 | 0.0 | 9.0 | | | |
| | .500 | 9.0 | 9.0 | 9.0 | 9.0 | 6.0 | 6.0 | 9.0 | 6.0 | 0.0 | 9.0 | | | |
| | .250 | 9.0 | 9.0 | 6.0 | 9.0 | 6.0 | 6.0 | 9.0 | 6.0 | 9.0 | 9.0 | | | |
| 3,4-Dihydro-7-(4-isopropyl-4-methyl-5-oxo-2-imidazolyl)-2H-thiopyrano[2,3-b]pyridine-6-carboxylic acid | 1.000 | 9.0 | 9.0 | 9.0 | 9.0 | 9.0 | 7.0 | | 6.0 | 6.0 | 9.0 | | | |
| | .500 | 9.0 | 9.0 | 6.0 | 9.0 | 6.0 | 7.0 | 5.0 | 7.0 | 3.0 | 6.0 | | | |
| | .250 | 9.0 | 6.0 | 4.0 | 9.0 | 6.0 | 7.0 | 2.0 | 7.0 | 1.0 | 6.0 | | | |
| 3,4-Dihydro-7-(4-isopropyl-4-methyl-5-oxo-2-imidazolyl)-2H-pyran[2,3-b]pyridine-6-carboxylic acid | 1.000 | 9.0 | 9.0 | 9.0 | 9.0 | 9.0 | 6.0 | 6.0 | 9.0 | 9.0 | 9.0 | | | |
| | .500 | 9.0 | 9.0 | 9.0 | 9.0 | 9.0 | 9.0 | 5.0 | 9.0 | 0.0 | 9.0 | | | |
| | .250 | 9.0 | 9.0 | 9.0 | 9.0 | 8.0 | 9.0 | 5.0 | 9.0 | 6.0 | 9.0 | | | |

5
10
15
20
25
30
35
40
45
50
55

TABLE IV (Continued)

Post-Emergence Tests - Rates in kg/ha

| Compound | RATE | BARNY ARDGR | FOXTA IL SP | P NUT SEDGE | HILD OATS | QUACK GRASS | FLD B INDWO | MATRI CARIA | FRINGL RY SP | RAGHE ED | VELVE TLEAF |
|--|-------|----------------|----------------|----------------|--------------|----------------|----------------|----------------|-----------------|-------------|----------------|
| 6-(4-Isopropyl-4-methyl-5-oxo-2-imidazolyl)-1-methyl-1H-pyrrolo[2,3-b]pyridine-5-carboxylic acid | 1.000 | 9.0 | 9.0 | 9.0 | 9.0 | 9.0 | 9.0 | | 8.0 | 9.0 | 6.0 |
| | .500 | 9.0 | 9.0 | 7.0 | 9.0 | 9.0 | 7.0 | | 8.0 | 9.0 | 6.0 |
| | .125 | 9.0 | 9.0 | 8.0 | 9.0 | 9.0 | 7.0 | 2.0 | 5.0 | 6.0 | 5.0 |
| 5-(4-Isopropyl-4-methyl-5-oxo-2-imidazolyl)-1-methoxy-2-methyl-1H-pyrrolo[3,2-b]pyridine-6-carboxylic acid | 1.000 | 9.0 | 9.0 | 7.0 | 9.0 | 8.0 | 9.0 | 9.0 | 9.0 | 8.0 | 9.0 |
| | .500 | 9.0 | 9.0 | 7.0 | 9.0 | 9.0 | 9.0 | 7.0 | 9.0 | 8.0 | 9.0 |
| | .125 | 9.0 | 9.0 | 5.0 | 9.0 | 9.0 | 9.0 | | 9.0 | 7.0 | 9.0 |

EXAMPLE 83Preemergence herbicidal evaluation of test compounds

5 The preemergence herbicidal activity of the compounds of the present invention is exemplified by the following tests in which the seeds of a variety of monocotyledonous and dicotyledonous plants are separately mixed with potting soil and planted on top of approximately one inch of soil in separate pint cups. After planting, the cups are sprayed with the selected aqueous acetone solution containing test compound in sufficient quantity to provide the equivalent of about 0.016 to 10 kg per hectare of test
10 compound per cup. The treated cups are then placed on greenhouse benches, watered and cared for in accordance with conventional greenhouse procedures. From four to five weeks after treatment, the tests are terminated and each cup is examined and rated according to the rating system set forth above. The herbicidal proficiency of the active ingredients of the present invention is evident from the test results which are recorded in Table V below. Where more than one test is involved for a given compound, the data are
15 averaged.

20

25

30

35

40

45

50

55

TABLE V
Pre-Emergence Tests - Rates in kg/ha

| Compound | RATE | BARNY ARDGR | FOXTA IL SP | P NUT SEdge | MILD OATS | GUACK GRASS | FLD B INDWD | MATRI CARIA | HRNGL RY SP | RAGHE ED | VELVE TLEAF |
|---|------|----------------|----------------|----------------|--------------|----------------|----------------|----------------|----------------|-------------|----------------|
| 6-(4-Isopropyl-4-methyl-5-oxo-2-imidazol in-2-yl)-3-methyl-isoxazol[5,4-b]pyridine-5-carboxylic acid | .500 | 4.0 | 9.0 | 9.0 | 0.0 | 9.0 | 9.0 | 9.0 | 0.0 | 0.0 | 0.0 |
| | .250 | 2.0 | 6.0 | 6.0 | 4.0 | 6.0 | 6.0 | 0.0 | 0.0 | 6.0 | 0.0 |
| | .125 | 0.0 | 2.0 | 4.0 | 0.0 | 0.0 | 1.0 | 0.0 | 3.0 | 0.0 | 6.0 |
| 6-(4-Isopropyl-4-methyl-5-oxo-2-imidazol in-2-yl)-1H-pyrazolo[3,4-b]pyridine-5-carboxylic acid | .500 | 7.0 | 7.0 | 7.0 | 7.0 | 9.0 | 9.0 | 0.0 | 3.0 | 0.0 | 5.0 |
| | .250 | 5.0 | 4.0 | 5.0 | 5.0 | 7.0 | 9.0 | 0.0 | 1.0 | 0.0 | 2.0 |
| | .125 | 1.0 | 1.0 | 3.0 | 3.0 | 3.0 | 9.0 | 0.0 | 0.0 | 0.0 | 1.0 |
| 6-(4-Isopropyl-4-methyl-5-oxo-2-imidazol in-2-yl)-1-methyl-1H-pyrazolo[3,4-b]pyridine-5-carboxylic acid | .500 | 9.0 | 9.0 | 9.0 | 9.0 | 9.0 | 9.0 | 2.0 | 9.0 | 7.0 | 4.0 |
| | .250 | 0.0 | 9.0 | 9.0 | 6.0 | 9.0 | 9.0 | 0.0 | 9.0 | 3.0 | 4.0 |
| | .125 | 5.0 | 9.0 | 9.0 | 9.0 | 9.0 | 9.0 | 0.0 | 9.0 | 0.0 | 4.0 |
| 6-(4-Isopropyl-4-methyl-5-oxo-2-imidazol in-2-yl)-2-methyl-2H-pyrazolo[3,4-b]pyridine-5-carboxylic acid | .500 | 0.0 | 4.0 | 9.0 | 0.0 | 9.0 | 9.0 | 4.0 | 0.0 | 6.0 | 6.0 |
| | .250 | 0.0 | 0.0 | 9.0 | 0.0 | 9.0 | 7.0 | 1.0 | 4.0 | 2.0 | 5.0 |
| | .125 | 0.0 | 0.0 | 9.0 | 0.0 | 9.0 | 4.0 | 0.0 | 0.0 | 1.0 | 2.0 |

TABLE V (Continued)

Pre-Emergence Tests - Rates in kg/ha

| Compound | RATE | BARNY ARDGR | FOXTA IL SP | P NUT SEDGE | HILD OATS | QUACK GRASS | FLD B INDMO | MATRI CARIA | MRINGL RY SP | RAGHE ED | VELVE TLEAF |
|---|-------|-------------|-------------|-------------|-----------|-------------|-------------|-------------|--------------|----------|-------------|
| 5-(4-Isopropyl-4-methyl-5-oxo-2-imidazol in-2-yl)-1-methoxy-1H-pyrrolo[3,2-b]pyridine-6-carboxylic acid | .500 | 9.0 | 9.0 | 9.0 | 9.0 | 9.0 | 9.0 | 9.0 | 9.0 | 9.0 | 9.0 |
| | .250 | 9.0 | 9.0 | 9.0 | 9.0 | 9.0 | 9.0 | 8.0 | 9.0 | 9.0 | 9.0 |
| | .125 | 9.0 | 9.0 | 9.0 | 9.0 | 9.0 | 9.0 | 8.0 | 9.0 | 8.0 | 9.0 |
| 7,8-Dihydro-2-(4-isopropyl-4-methyl-5-oxo-2-imidazol in-2-yl)-5H-pyrano[4,3-b]pyridine-3-carboxylic acid | 6.000 | 9.0 | | 9.0 | 9.0 | 9.0 | 9.0 | | 8.0 | 9.0 | 9.0 |
| | .500 | 9.0 | 9.0 | 9.0 | 9.0 | 9.0 | 9.0 | 9.0 | 9.0 | 9.0 | 9.0 |
| | .250 | 9.0 | 9.0 | 9.0 | 9.0 | 9.0 | 9.0 | 7.0 | 9.0 | 9.0 | 9.0 |
| 1-(Allyloxy)-5-(4-isopropyl-4-methyl-5-oxo-2-imidazol in-2-yl)-1H-pyrrolo[3,2-b]pyridine-6-carboxylic acid | .500 | 9.0 | 9.0 | 9.0 | 9.0 | 9.0 | 9.0 | 9.0 | 9.0 | 9.0 | 9.0 |
| | .250 | 9.0 | 9.0 | 8.0 | 9.0 | 9.0 | 9.0 | 9.0 | 9.0 | 8.0 | 9.0 |
| | .125 | 9.0 | 9.0 | 9.0 | 9.0 | 9.0 | 8.0 | 9.0 | 9.0 | 8.0 | 9.0 |
| Methyl 7,8-dihydro-2-(4-isopropyl-4-methyl-5-oxo-2-imidazol in-2-yl)-5H-pyrano[4,3-b]pyridine-3-carboxylate | .500 | 6.0 | 9.0 | 9.0 | 9.0 | 9.0 | 9.0 | 5.0 | 8.0 | 6.0 | 7.0 |
| | .250 | 2.0 | 7.0 | 7.0 | 9.0 | 9.0 | 8.0 | 1.0 | 4.0 | 2.0 | 5.0 |
| | .125 | 0.0 | 6.0 | 6.0 | 9.0 | 3.0 | 8.0 | 0.0 | 1.0 | 0.0 | 2.0 |

TABLE V (Continued)

| Compound | Pre-Emergence Tests - Rates in kg/ha | | | | | | | | | | | | |
|---|--------------------------------------|----------------|----------------|-----------------|--------------|----------------|----------------|----------------|----------------|-------------|----------------|-----|--|
| | RATE | BARNY ARDGR | FOXTA IL SP | P NUT SEDEGE | MILD OATS | QUACK GRASS | FLD B INDWD | MATRI CARIA | FRNGL RY SP | RAGHE ED | VELVE TLEAF | | |
| Furfuryl 7,8-dihydro-2-(4-isopropyl-4-methyl-5-oxo-2-imidazolyl)-5H-pyran[4,3-b]pyridine-3-carboxylate | .500 | 9.0 | 9.0 | 9.0 | 9.0 | 9.0 | 9.0 | 9.0 | 9.0 | 9.0 | 9.0 | 6.0 | |
| | .250 | 9.0 | 9.0 | 9.0 | 9.0 | 9.0 | 9.0 | 9.0 | 9.0 | 9.0 | 9.0 | 9.0 | |
| | .125 | 4.0 | 9.0 | 9.0 | 9.0 | 9.0 | 9.0 | 4.0 | 8.0 | 5.0 | 7.0 | 7.0 | |
| 6-(4-isopropyl-4-methyl-5-oxo-2-imidazolyl)-3-methoxy-1-methyl-1H-pyrrolo[2,3-b]pyridine-5-carboxylic acid | .500 | 4.0 | 0.0 | 6.0 | 9.0 | 6.0 | 7.0 | 2.0 | 6.0 | 6.0 | 7.0 | 7.0 | |
| | .250 | 1.0 | 0.0 | 2.0 | 4.0 | 6.0 | 4.0 | 6.0 | 6.0 | 2.0 | 2.0 | 2.0 | |
| | .500 | 9.0 | 9.0 | 9.0 | 9.0 | 9.0 | 9.0 | 7.0 | 9.0 | 7.0 | 7.0 | 7.0 | |
| 2,3-Dihydro-6-(4-isopropyl-4-methyl-5-oxo-2-imidazolyl)-1-methyl-1H-pyrrolo[2,3-b]pyridine-5-carboxylic acid | .250 | 6.0 | 9.0 | 9.0 | 9.0 | 9.0 | 9.0 | 7.0 | 9.0 | 7.0 | 7.0 | 7.0 | |
| | .125 | 6.0 | 9.0 | 9.0 | 9.0 | 9.0 | 4.0 | 6.0 | 6.0 | 4.0 | 6.0 | 6.0 | |
| | .500 | 9.0 | 9.0 | 9.0 | 9.0 | 9.0 | 9.0 | 7.0 | 9.0 | 7.0 | 7.0 | 7.0 | |
| 3-(m-chlorophenyl)-7-(4-isopropyl-4-methyl-5-oxo-2-imidazolyl)-4-methyl-2-oxo-2H-pyran[2,3-b]pyridine-6-carboxylic acid | .500 | 2.0 | 6.0 | 0.0 | 6.5 | 1.0 | 0.0 | 0.0 | 0.0 | 0.0 | 0.0 | 1.0 | |
| | .250 | 0.5 | 2.0 | 0.0 | 6.0 | 1.0 | 0.0 | 0.0 | 0.0 | 0.0 | 0.0 | 1.0 | |
| | .125 | 0.0 | 0.0 | 0.0 | 7.5 | 0.5 | 0.0 | 0.0 | 0.0 | 0.0 | 0.0 | 0.5 | |

TABLE V (Continued)
Pre-Emergence Tests - Rates in kg/ha

| Compound | RATE | BARNY ARDGR | FOXTA IL SP | P NUT SEDGE | MILD OATS | QUACK GRASS | FLO B INHD | MATRI CARIA | MINGL RY SP | RAGME ED | VELVE TLEAF |
|---|-------------------------------|--------------------------|-------------------|-------------------|--------------------------|--------------------------|--------------------------|--------------------------|--------------------------|--------------------------|--------------------------|
| 3-(p-chlorophenyl-7-(4-isopropyl-4-methyl-5-oxo-2-imidazol in-2-y l)-4-methyl-2-oxo-2H-pyranol[2,3-b]pyridine-6-carboxylic acid | 4.000 .500 .250 .125 | 6.0 5.0 0.0 0.0 | 7.0 1.0 0.0 | 0.0 0.0 0.0 | 0.0 9.0 9.0 0.0 | 0.0 4.0 1.0 0.0 | 9.0 9.0 9.0 9.0 | 0.0 0.0 0.0 0.0 | 4.0 0.0 0.0 0.0 | 7.0 2.0 0.0 0.0 | 6.0 0.0 0.0 0.0 |
| 5-(4-isopropyl-4-methyl-5-oxo-2-imidazol in-2-yl)-1-methyl-1H-pyrrolo[3,2-b]pyridine-6-carboxylic acid | .500 .250 .125 | 9.0 9.0 9.0 | 9.0 9.0 9.0 | 9.0 9.0 9.0 | 9.0 9.0 9.0 | 9.0 9.0 9.0 | 9.0 9.0 9.0 | 9.0 9.0 0.0 | 9.0 0.0 4.0 | 9.0 9.0 0.0 | 9.0 9.0 9.0 |
| 3,4-Dihydro-7-(4-isopropyl-4-methyl-5-oxo-2-imidazol in-2-yl)-2H-thiopyranol[2,3-b]pyridine-6-carboxylic acid | .500 .250 .125 | 2.0 1.0 0.0 | 4.0 0.0 0.0 | 4.0 3.0 0.0 | 0.0 3.0 1.0 | 6.0 2.0 0.0 | 2.0 2.0 1.0 | 0.0 0.0 0.0 | 5.0 2.0 0.0 | 6.0 4.0 2.0 | 6.0 4.0 2.0 |
| 3,4-Dihydro-7-(4-isopropyl-4-methyl-5-oxo-2-imidazol in-2-yl)-2H-pyranol[2,3-b]pyridine-6-carboxylic acid | .500 .250 .125 | 9.0 9.0 4.0 | 9.0 9.0 9.0 | 9.0 9.0 0.0 | 9.0 9.0 9.0 | 9.0 9.0 9.0 | 9.0 9.0 0.0 | 4.0 4.0 2.0 | 9.0 0.0 6.0 | 0.0 6.0 2.0 | 0.0 0.0 5.0 |

5
10
15
20
25
30
35
40
45
50
55

TABLE V (Continued)

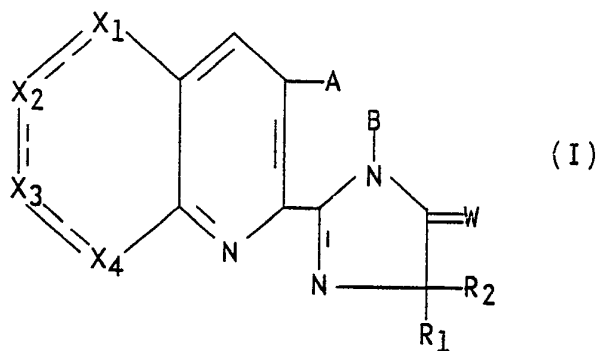
Pre-Emergence Tests - Rates in kg/ha

| Compound | RATE | BARNY ARDGR | FOXTA IL SP | P NUT SEDGE | MILD OATS | QUACK GRASS | FLD B INDWO | MATRI CARIA | HRNGL RY SP | RAGHE ED | VELVE TLEAF |
|---|------|----------------|----------------|----------------|--------------|----------------|----------------|----------------|----------------|-------------|----------------|
| 6-(4-Isopropyl-4-methyl-5-oxo-2-imidazol in-2-yl)-1-methyl-1H-pyrrolo[2,3-b]pyridine-5-carboxylic acid | .500 | 9.0 | 9.0 | 9.0 | 9.0 | 9.0 | 9.0 | 9.0 | 9.0 | 9.0 | 8.0 |
| | .250 | 9.0 | 9.0 | 7.0 | 9.0 | 9.0 | 9.0 | 6.0 | 9.0 | 9.0 | 8.0 |
| | .125 | 7.0 | 9.0 | 8.0 | 9.0 | 9.0 | 7.0 | 2.0 | 9.0 | 9.0 | 6.0 |
| 5-(4-Isopropyl-4-methyl-5-oxo-2-imidazol in-2-yl)-1-methoxy-2-methyl-1H-pyrrolo-[3,2-b]pyridine-6-carboxylic acid | .500 | 9.0 | 9.0 | 8.0 | 9.0 | 9.0 | 9.0 | 8.0 | 9.0 | 8.0 | 9.0 |
| | .250 | 9.0 | 9.0 | 8.0 | 9.0 | 9.0 | 9.0 | 8.0 | 9.0 | 6.0 | 9.0 |
| | .125 | 9.0 | 9.0 | 7.0 | 9.0 | 9.0 | 7.0 | 8.0 | 9.0 | 6.0 | 9.0 |
| 2-(4-Isopropyl-4-methyl-5-oxo-2-imidazol in-2-yl)-1,8-naphthyridine-3-carboxylic acid | .500 | 8.0 | 2.0 | 9.0 | 6.0 | 9.0 | 9.0 | 0.0 | 8.0 | 0.0 | 6.0 |
| | .250 | 8.0 | 0.0 | 9.0 | 4.0 | 9.0 | 9.0 | 8.0 | 8.0 | 0.0 | 3.0 |
| | .125 | 8.0 | 0.0 | 6.0 | 2.0 | 8.0 | 4.0 | 0.0 | 0.0 | 0.0 | 2.0 |

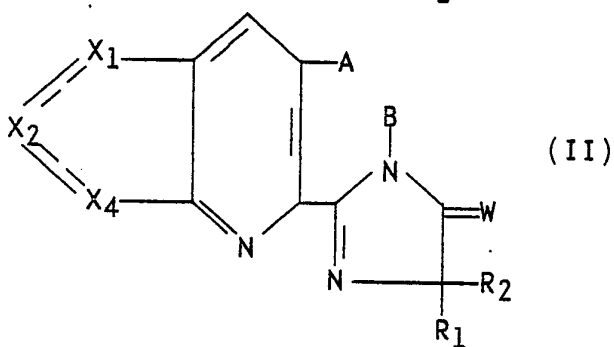
Claims

- 5 1. The compounds (2-imidazolin-2-yl) fused heteropyridine compounds having structures I to XXIV below

10

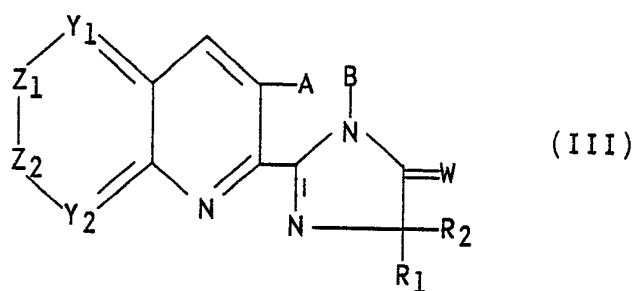


20



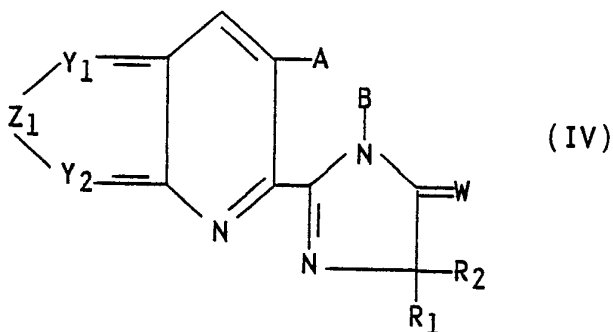
25

30



35

40



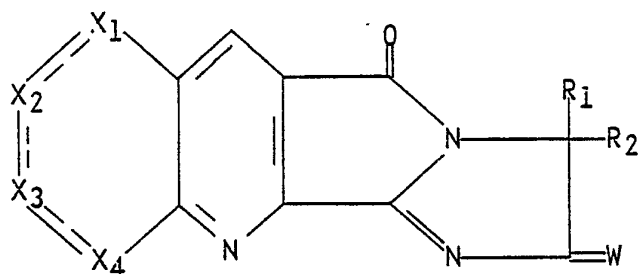
45

50

55

5

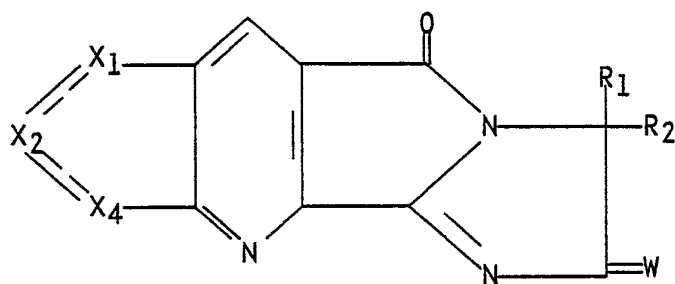
10



(V)

15

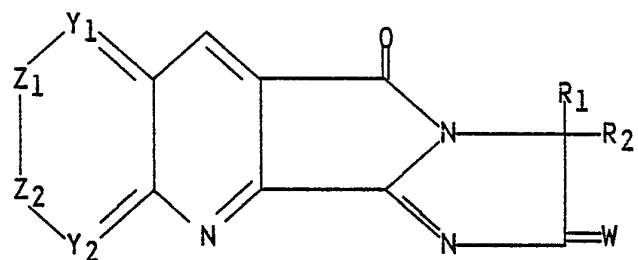
20



(VI)

30

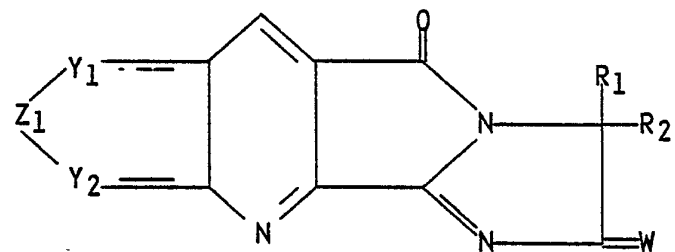
35



(VII)

40

45



(VIII)

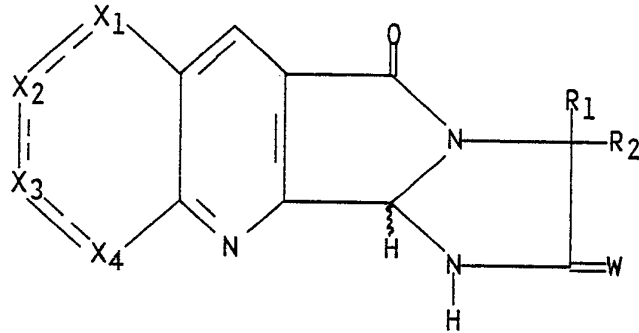
50

55

5

10

15

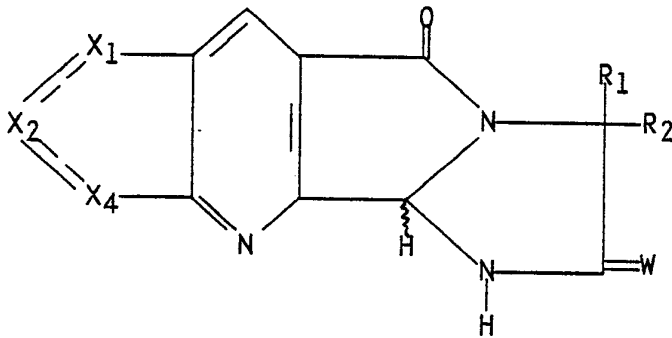


(IX)

20

25

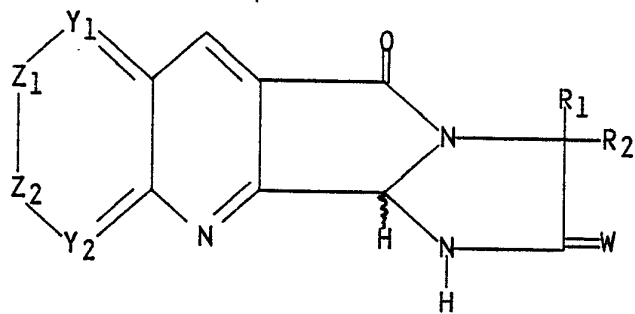
30



(X)

35

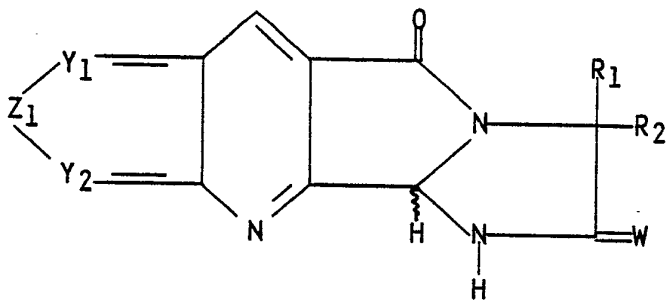
40



(XI)

45

50



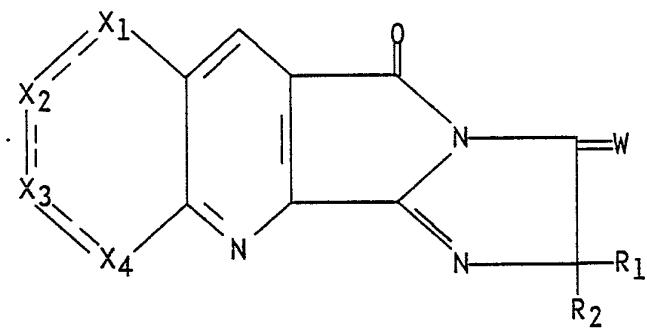
(XII)

55

5

10

15

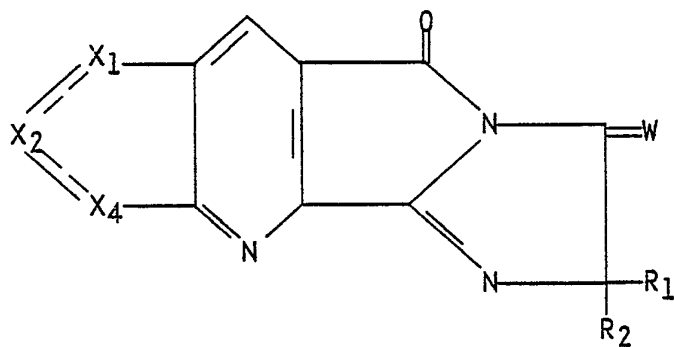


(XIII)

20

25

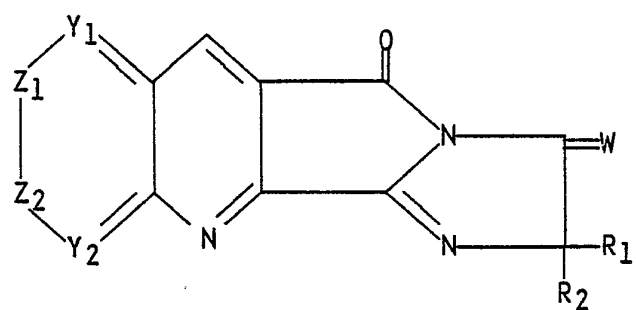
30



(XIV)

35

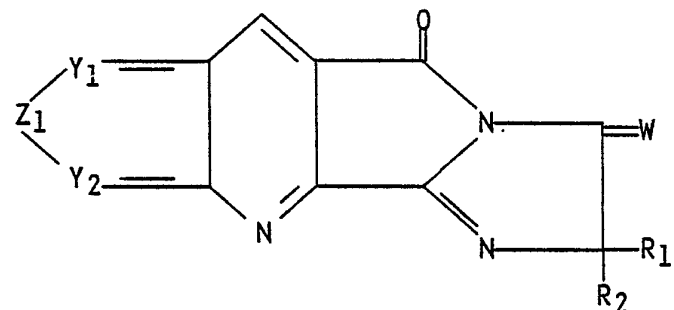
40



(XV)

45

50



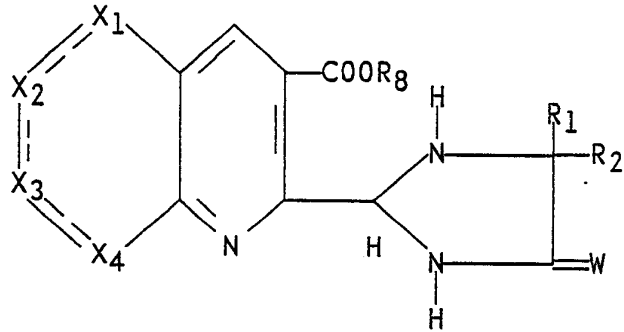
(XVI)

55

5

10

15

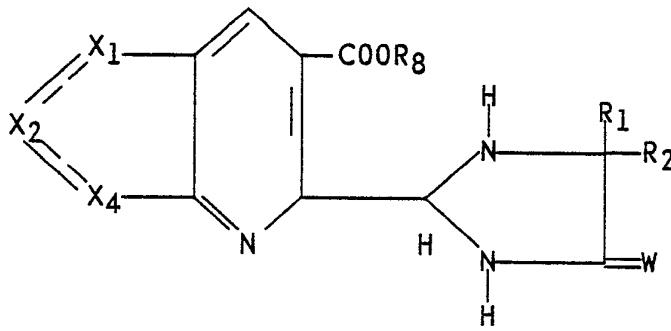


(XVII)

20

25

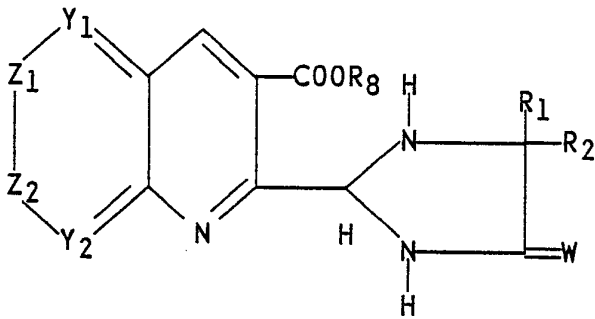
30



(XVIII)

35

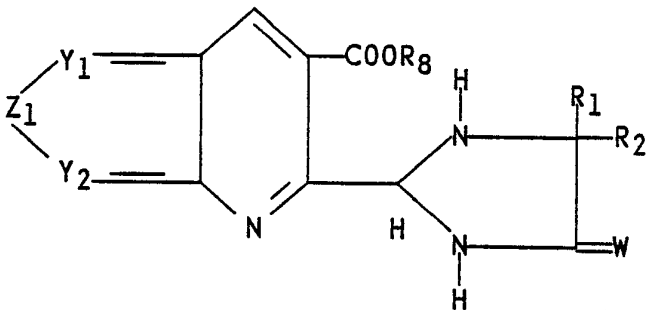
40



(XIX)

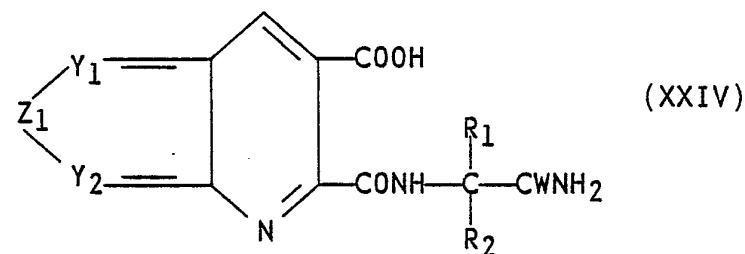
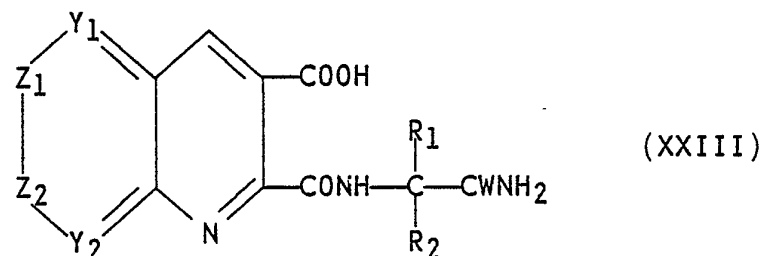
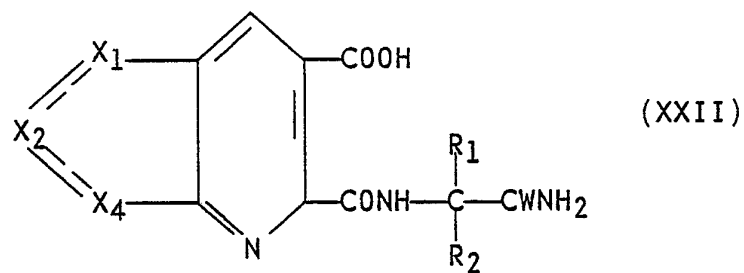
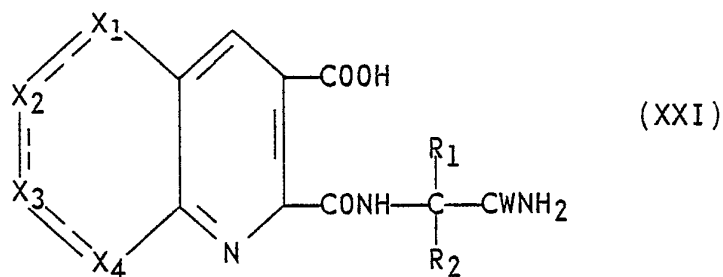
45

50



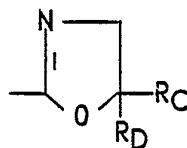
(XX)

55



25

wherein A is COOR_a, CHO, CH₂OH, COCH₂OH, CONH₂, CH₂CH₂OH, CONHOH or



40

R_C and R_D are each hydrogen or C₁-C₄ alkyl;

45

R_a is hydrogen, C₁-C₄ alkyl, which may be interrupted by O or S, or is optionally substituted with C₁-C₄ alkoxy, halogen, hydroxy, C₂-C₆ cycloalkyl, benzyloxy, furyl, phenyl, furfuryl, halophenyl, C₁-C₄ alkylphenyl, C₁-C₄ alkoxyphenyl, nitrophenyl, carboxyl, C₁-C₄ alkoxy carbonyl, cyano or C₁-C₄ trialkylammonium; C₂-C₆ alkenyl, optionally substituted with one or two C₁-C₃ alkoxy, phenyl or halogen groups; C₂-C₆ cycloalkyl, optionally substituted with one or two C₁-C₃ alkyl groups; C₂-C₁₀ alkynyl, optionally substituted with phenyl, halogen, loweralkoxy; or a cation;

50

55

B is H, COR₉ or SO₂R₁₀, R₉ is C₁-C₁₁ alkyl, chloromethyl, C₁-C₄ loweralkoxy or phenyl optionally substituted with one chloro, one nitro, one methyl or one methoxy group; R₁₀ is C₁-C₅ alkyl, phenyl, or phenyl optionally substituted with one methyl, halogen, nitro, or C₁-C₄ alkoxy;

R₁ is C₁-C₄ alkyl;

- 5 R₂ is C₁-C₄ alkyl or C₃-C₆ cycloalkyl; and when taken together with the carbon to which they are attached, R₁ and R₂ may represent C₃-C₆ cycloalkyl, optionally substituted with methyl;

\equiv represents a single or double bond;

W is O or S;

- X₁, X₂, X₃ and X₄ are any combination of from zero to three CR₄ or CR₅R₆; from zero to three N or NR₃ and from zero to two O or S; Y₁ and Y₂ are N or CR₄, and are the same or different; Z₁ and Z₂ are O, S, NR₃ or CR₅R₆, and are the same or different, with the proviso that at least one of X₁₋₄, Y₁₋₂, or Z₁₋₂ is a heteroatom in each of Structure I-XXIV compounds;

- R₃ is C₁-C₄ alkyl, which may be optionally substituted with phenyl or one or more halogens; C₃-C₆ alkenyl, optionally substituted with phenyl or one or more halogens; C₃-C₆ alkynyl, optionally substituted with phenyl or halogen; C₁-C₄ alkoxy, optionally substituted with phenyl or one or more halogens; C₃-C₆ alkenyloxy, optionally substituted with phenyl or one or more halogens; C₃-C₆ alkynyloxy optionally substituted with halogen or phenyl or C₂-C₆ alkanoyloxy, optionally substituted with halogen or phenyl;

- R₄ is hydrogen, halogen, C₁-C₆ alkyl; C₁-C₄ alkoxy, C₂-C₆ alkanoyloxy; C₁-C₄ alkylthio; phenoxy; C₁-C₄ haloalkyl; C₁-C₄ haloalkoxy; nitro, C₁-C₄ alkoxycarbonyl; C₁-C₄ dialkylamino; C₁-C₄ alkylsulfonyl or phenyl, optionally substituted with one or two C₁-C₄ alkyl, C₁-C₄ alkoxy, halogen or haloalkyl; R₅ and R₆ are each hydrogen, C₁-C₄ alkyl; C₁-C₄ alkoxy, C₁-C₄ haloalkoxy; nitro, C₁-C₄ alkylsulfonyl or phenyl optionally substituted with one or two C₁-C₄ alkyl, C₁-C₄ alkoxy, halogen or haloalkyl; or any combination of these groups except when R₅ and R₆ are the same group, they are either both hydrogen or both C₁-C₄ alkyl; and when taken together, R₅ and R₆ may form a ring in which R₅R₆ are represented by the structure -(CH₂)_n- where n is an integer of 4 or 5, or when taken together, R₅ and R₆ may form a group =O or =NR₇, wherein R₇ is phenyl, C₁-C₄ alkyl, C₁-C₄ alkoxy, C₁-C₄ alkylamino;

- R₃, R₄, R₅ or R₆, when present on adjacent positions may, along with the atoms to which they are attached, form a ring and such R₅-R₆ pairs can be represented by the structure -(CH₂)_m-or -(CH)_m-where m is an integer of 3 or 4;

- 30 with the provisos that in structures II, VI, X, XIV, XVIII and XXII, when X₁ is O or S, at least one of X₂ and X₄ may not be CR₄ or X₂ and X₄ may not be CR₄ or CR₅R₆; when X₄ is O or S, at least one of X₁ and X₂ may not be CR₄ or CR₅R₆; when X₂ is O or S, one of X₁ and X₄ may not be CR₄ or CR₅R₆; in structures IV, VIII, XII, XVI, XX and XXIV, when Z₁ is O or S, Y₁ and Y₂ may not be CR₄ or CR₅R₆;

\equiv represents a single bond between:

- 35 X₁ and X₂ when either X₁ or X₂ is S, O, NR₃ or CR₅R₆;

X₂ and X₃ in structures I, V, IX, XIII, XVII and XXI, when either X₂ or X₃ is O, S, NR₃ or CR₅R₆;

X₃ and X₄ in structures I, V, IX, XIII, XVII and XXI, when either X₃ or X₄ is O, S, NR₃ or CR₅R₆;

X₂ and X₄ structures II, VI, X, XIV, XVIII and XXII, when either X₂ or X₄ is O, S, NR₃ or CR₅R₆;

when one of X₁₋₄ is oxygen, the X₁₋₄ to which it is attached is N, NR₃, CR₄ or CR₅R₆;

- 40 and when one of Z₁₋₂ is oxygen, the Z₁₋₂ to which it is attached is NR₃ or CR₅R₆;

when B is COR₉ or SO₂R₁₀ and R₈ is hydrogen, then \equiv represents an aromatic bond, R₃ is C₁-C₄ alkyl, and R₄, R₅ and R₆ may not be halogen.

- Structure I-XXIV compounds also include tautomers thereof, agriculturally acceptable acid addition salts and other addition compounds thereof, the N-oxides thereof when A is COOR₈; and when R₁ and R₂ are not the same, the optical isomers thereof.

2. Compounds according to Claim 1, wherein the fused heteropyridine compounds are pyranopyridines, pyrrolopyridines, pyrazolopyridines, imidazopyridines, oxazolopyridines, isoxazolopyridines, dithiolopyridines, dioxolopyridines, dioxinopyridines, dithiinopyridines, pyridopyridines (naphthyridines), thiopyranopyridines, oxazinopyridines, oxathiinopyridines, thiazinopyridines, triazinopyridines, thiazolopyridines, isothiazolopyridines, oxathiolopyridines, thiadiazolopyridines, oxadiazolopyridines, triazolopyridines; and the dihydro and tetrahydro derivatives of these ring systems.

3. The compounds according to Claim 2,

wherein R₁ is methyl or ethyl, R₂ is ethyl, propyl, isopropyl and when R₁ and R₂ are taken together, they represent a cyclohexyl ring, optionally substituted with methyl;

- 55 R₃ is C₁-C₃ alkyl, C₁-C₄ alkoxy, allyloxy, CF₃O-, CF₂HO- or CF₃;

R₄R₅ and R₆ are each hydrogen, chlorine, bromine, C₁-C₃ alkyl, C₁-C₃ alkoxy, C₁-C₃ alkylthio, C₁-C₂ dialkylamino, or when R₅ and R₆ are taken together to form a group = O;

A is COOR₈ wherein R₈ is hydrogen, C₁-C₄ alkyl, which may be interrupted by O or S, or is optionally

substituted with C₁-C₄ alkoxy, halogen, hydroxy, C₃-C₆ cycloalkyl, benzyloxy, furyl, phenyl, furfuryl, halophenyl, C₁-C₄ alkylphenyl, C₁-C₄ alkoxyphenyl, nitrophenyl, carboxyl, C₁-C₄ alkoxycarbonyl, cyano or C₁-C₄ trialkylammonium; C₂-C₆ alkenyl, optionally substituted with one or two C₁-C₃ alkoxy, phenyl, halogen, C₃-C₆ cycloalkyl, optionally substituted with one or two C₁-C₃ alkyl groups; C₂-C₁₀ alkynyl, optionally substituted with phenyl, halogen, loweralkoxy, or a cation.

4. The compound according to Claim 3, 3,4-dihydro-6-(4-isopropyl-4-methyl-5-oxo-2-imidazolin-2-yl)-2H-pyrano[3,2-b]pyridine-7-carboxylic acid, 7,8-dihydro-7-(4-isopropyl-4-methyl-5-oxo-2-imidazolin-2-yl)-5H-pyrano[4,3-b]pyridine-3-carboxylic acid, 3,4-dihydro-2-(4-isopropyl-4-methyl-5-oxo-2-imidazolin-2-yl)-2H-pyrano[2,3-b]pyridine-6-carboxylic acid, 3,4-dihydro-6-(4-isopropyl-4-methyl-5-oxo-2-imidazolin-2-yl)-2H-thiopyrano[3,2-b]pyridine-7-carboxylic acid, 3,4-dihydro-7-(4-isopropyl-4-methyl-5-oxo-2-imidazolin-2-yl)-2H-thiopyrano[2,3-b]pyridine-6-carboxylic acid, 2,3-dihydro-6-(4-isopropyl-4-methyl-5-oxo-2-imidazolin-2-yl)-1-methyl-1H-pyrrolo[2,3-b]pyridine-5-carboxylic acid, 2,3-dihydro-6-(4-isopropyl-4-methyl-5-oxo-2-imidazolin-2-yl)-p-dioxino[2,3-b]pyridine-7-carboxylic acid, 1-(methoxy)-5-(4-isopropyl-4-methyl-5-oxo-2-imidazolin-2-yl)-1H-pyrrolo[3,2-b]pyridine-6-carboxylic acid, 1-(allyloxy)-5-(4-isopropyl-4-methyl-5-oxo-2-imidazolin-2-yl)-1H-pyrrolo[3,2-b]pyridine-6-carboxylic acid, 3-chloro-6-(4-isopropyl-4-methyl-5-oxo-2-imidazolin-2-yl)-1-methyl-1H-pyrrolo[2,3-b]pyridine-5-carboxylic acid, 3-chloro-5-(4-isopropyl-4-methyl-5-oxo-2-imidazolin-2-yl)-1-methoxy-1H-pyrrolo[3,2-b]pyridine-6-carboxylic acid, 5-(4-isopropyl-4-methyl-5-oxo-2-imidazolin-2-yl)-1-methyl-1H-pyrazolo[4,3-b]pyridine-6-carboxylic acid, 6-(4-isopropyl-4-methyl-5-oxo-2-imidazolin-2-yl)-1-methyl-1H-pyrazolo[3,4-b]pyridine-5-carboxylic acid, 2-(4-isopropyl-4-methyl-5-oxo-2-imidazolin-2-yl)-1,8-naphthyridine-3-carboxylic acid, 6-(4-isopropyl-4-methyl-5-oxo-2-imidazolin-2-yl)-1,3-dimethyl-1H-pyrazolo[3,4-b]pyridine-5-carboxylic acid, 5-(4-isopropyl-4-methyl-5-oxo-2-imidazolin-2-yl)-1-methoxy-1H-pyrazolo[3,2-b]pyridine-6-carboxylic acid, 6-(4-isopropyl-4-methyl-5-oxo-2-imidazolin-2-yl)-1-methyl-1H-pyrrolo[2,3-b]pyridine-5-carboxylic acid and 5-(4-isopropyl-4-methyl-5-oxo-2-imidazolin-2-yl)-1-methyl-1H-pyrrolo[3,2-b]pyridine-6-carboxylic acid.

5. A method for the control of monocotyledonous and dicotyledonous annual, perennial and aquatic plant species comprising: applying to the foliage of said plants or to soil or water containing seeds or other propagating organs thereof, a herbicidally effective amount of compounds having structures I to XX

30

35

40

45

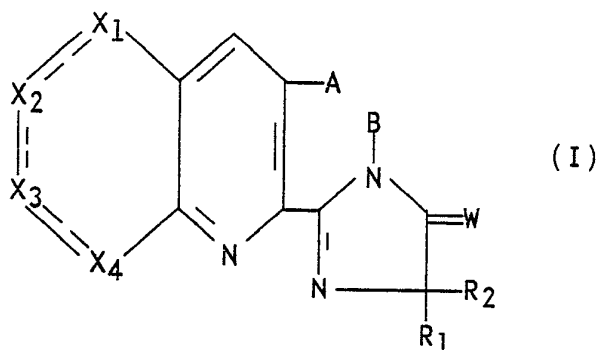
50

55

5

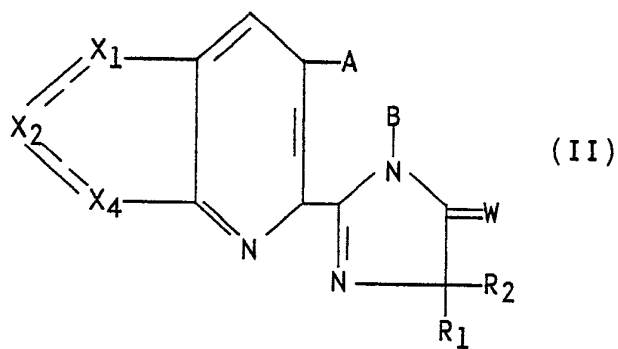
10

15



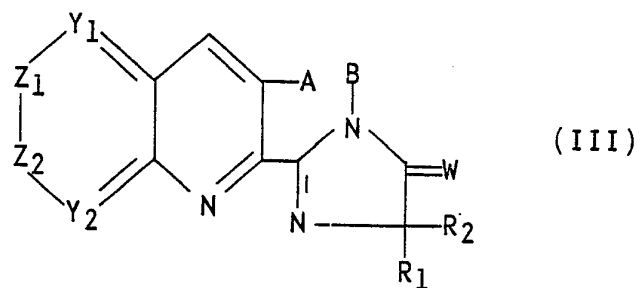
20

25



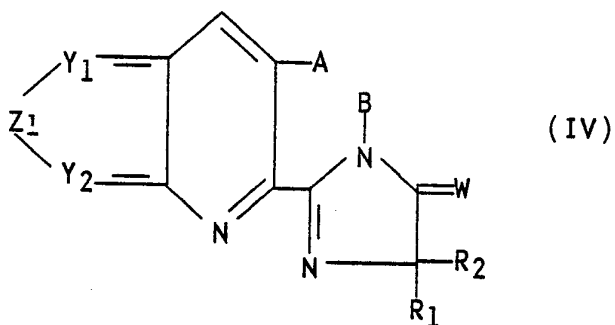
30

35



40

45



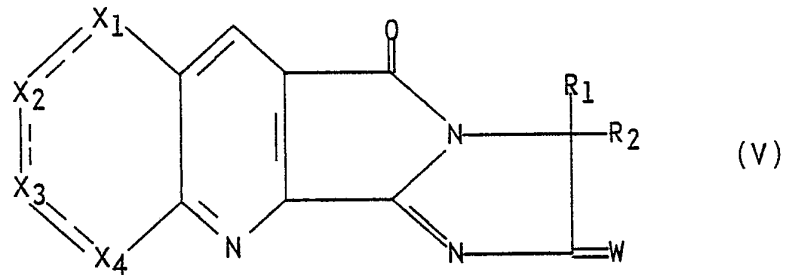
50

55

5

10

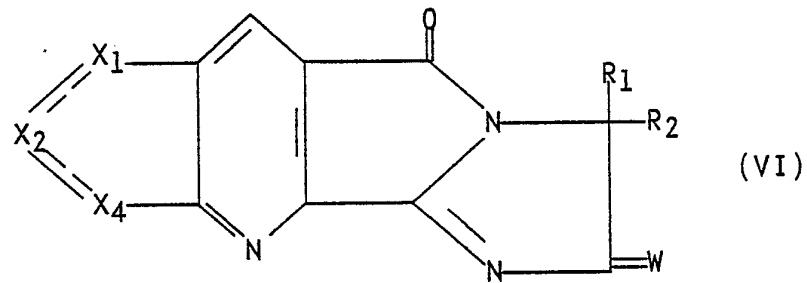
15



20

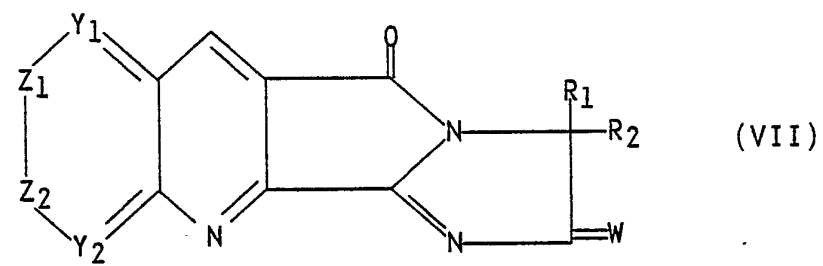
25

30



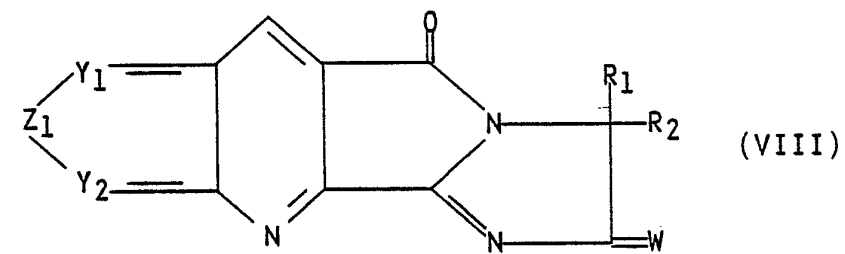
35

40



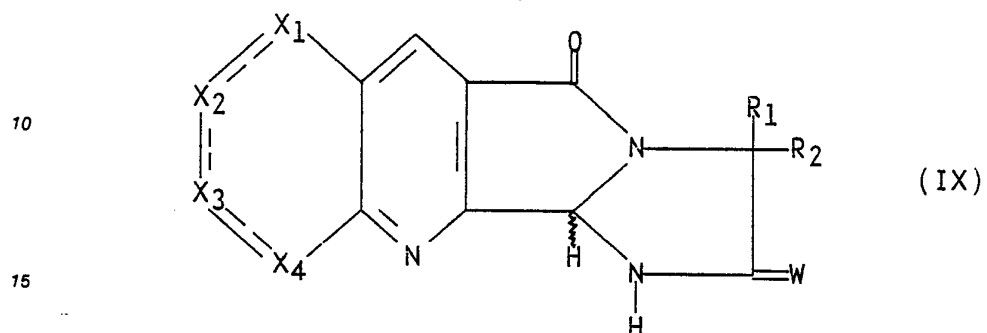
45

50

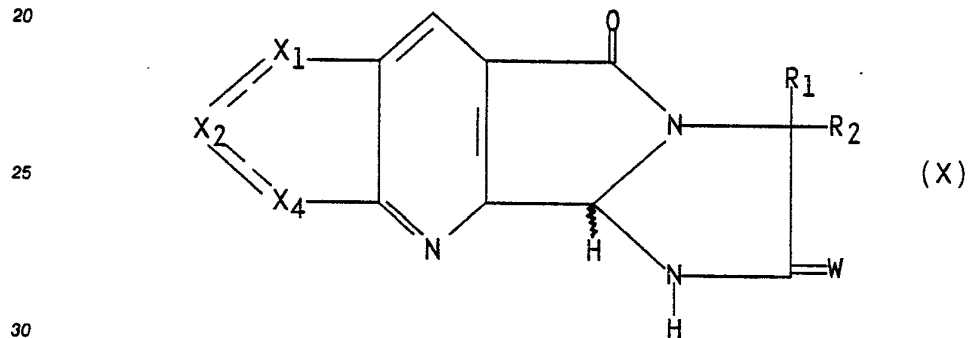


55

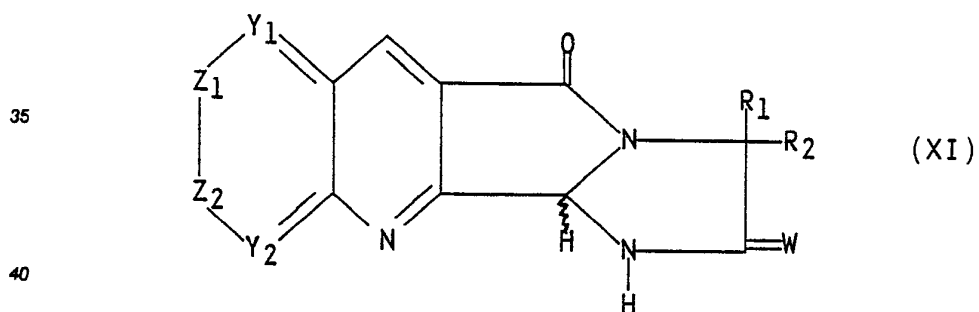
5



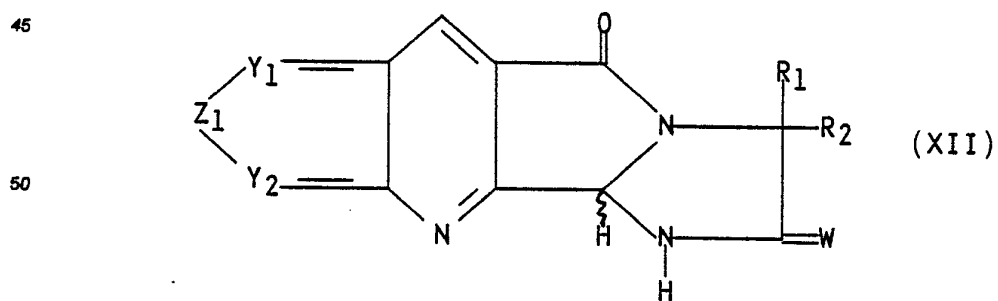
20



35



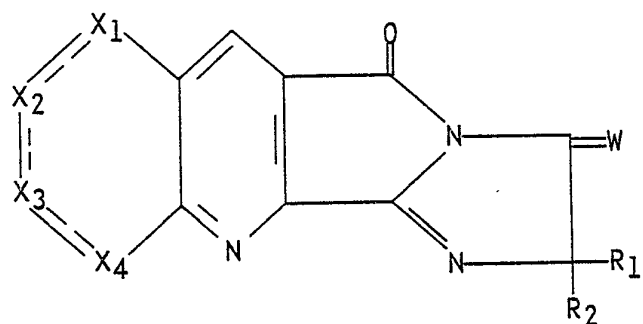
45



5

10

15

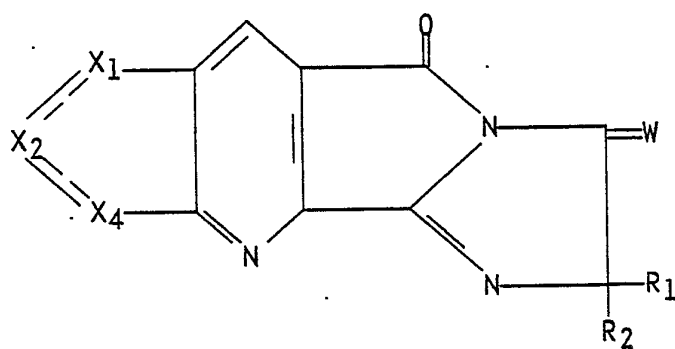


(XIII)

20

25

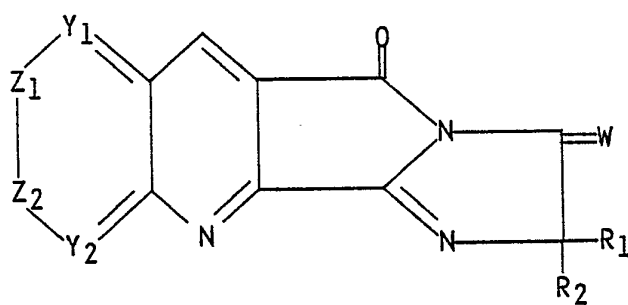
30



(XIV)

35

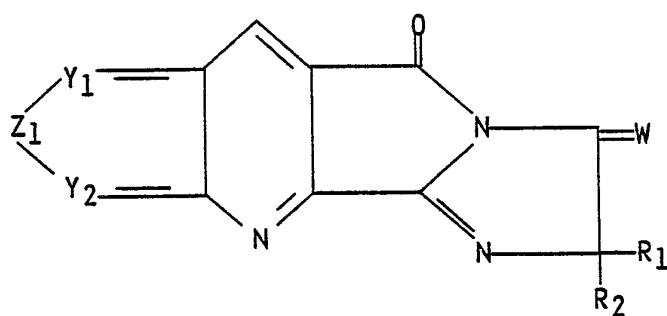
40



(XV)

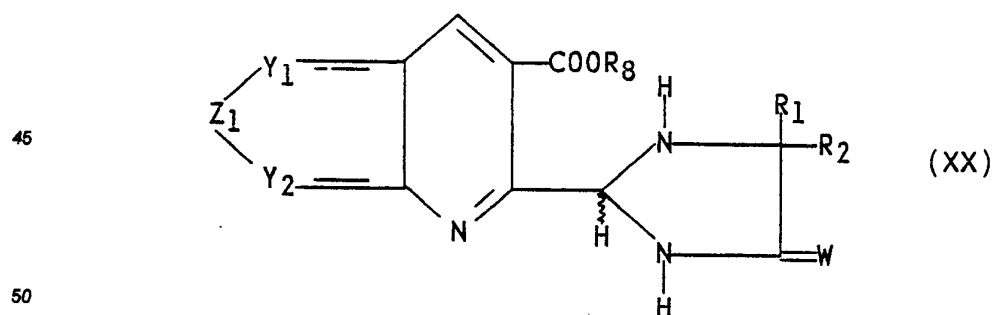
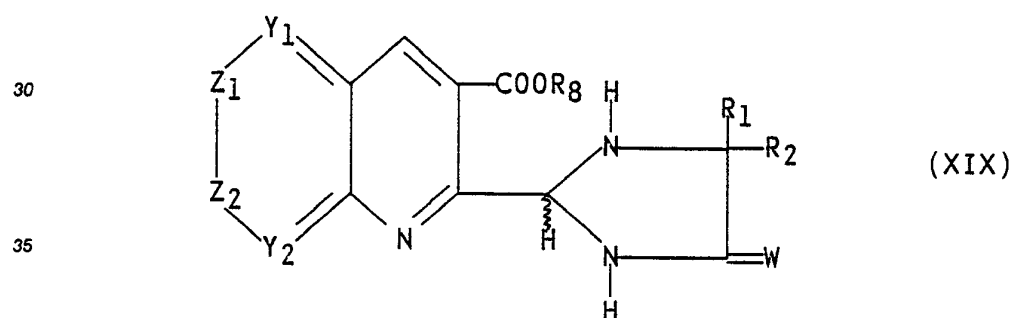
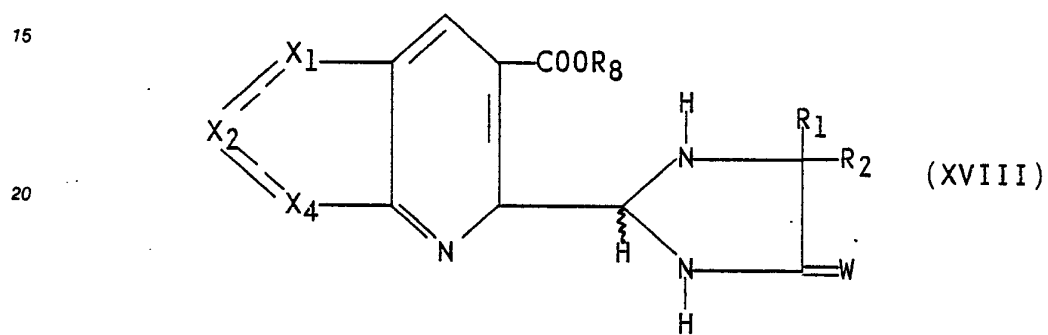
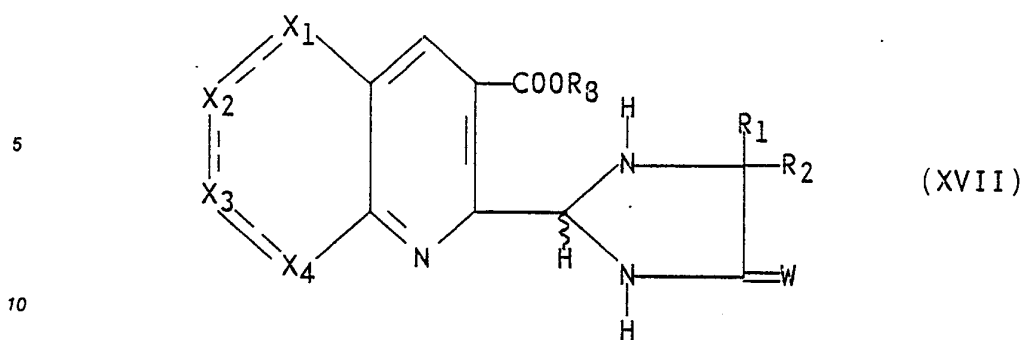
45

50



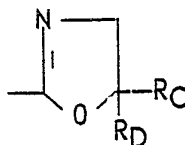
(XVI)

55



wherein A is COOR₈, CHO, CH₂OH, COCH₂OH, CONH₂, CH₂CH₂OH, CONHOH or

55



- 5 R_C and R_D are each hydrogen or C₁-C₄ alkyl;
 R_B is hydrogen, C₁-C₄ alkyl, which may be interrupted by O or S, or is optionally substituted with C₁-C₄ alkoxy, halogen, hydroxy, C₂-C₆ cycloalkyl, benzyloxy, furyl, phenyl, furfuryl, halophenyl, C₁-C₄ alkylphenyl, C₁-C₄ alkoxyphenyl, nitrophenyl, carboxyl, C₁-C₄ alkoxy-carbonyl, cyano or C₁-C₄ trialkylammonium; C₂-C₆ alkenyl, optionally substituted with one or two C₁-C₃ alkoxy, phenyl or halogen groups; C₂-C₆ cycloalkyl, optionally substituted with one or two C₁-C₃ alkyl groups; C₂-C₁₀ alkynyl, optionally substituted with phenyl, halogen, loweralkoxy; or a cation;
 B is H, COR₉ or SO₂R₁₀, R₉ is C₁-C₁₁ alkyl, chloromethyl, C₁-C₄ loweralkoxy or phenyl optionally substituted with one chloro, one nitro, one methyl or one methoxy group; R₁₀ is C₁-C₅ alkyl, phenyl, or phenyl optionally substituted with one methyl, halogen, nitro, or C₁-C₄ alkoxy;
 R₁ is C₁-C₄ alkyl;
 R₂ is C₁-C₄ alkyl or C₂-C₆ cycloalkyl;
 and when taken together with the carbon to which they are attached, R₁ and R₂ may represent C₂-C₆ cycloalkyl, optionally substituted with methyl;
 20 \equiv represents a single or double bond;
 W is O or S;
 X₁, X₂, X₃ and X₄ are any combination of from zero to three CR₄ or CR₅R₆; from zero to three N or NR₃ and from zero to two O or S; Y₁ and Y₂ are N or CR₄, and are the same or different; Z₁ and Z₂ are O, S, NR₃ or CR₅R₆, and are the same or different, with the proviso that at least one of X₁₋₄, Y₁₋₂, or Z₁₋₂ is a heteroatom in each of Structure I-XXIV compounds;
 25 R₃ is C₁-C₄ alkyl, which may be optionally substituted with phenyl or one or more halogens; C₂-C₆ alkenyl, optionally substituted with phenyl or one or more halogens; C₂-C₆ alkynyl, optionally substituted with phenyl or halogen; C₁-C₄ alkoxy, optionally substituted with phenyl or one or more halogens; C₂-C₆ alkenyloxy, optionally substituted with phenyl or one or more halogens; C₂-C₆ alkynyloxy optionally substituted with halogen or phenyl or C₂-C₆ alkanoyloxy, optionally substituted with halogen or phenyl;
 30 R₄ is hydrogen, halogen, C₁-C₆ alkyl; C₁-C₄ alkoxy, C₂-C₆ alkanoyloxy; C₁-C₄ alkylthio; phenoxy; C₁-C₄ haloalkyl; C₁-C₄ haloalkoxy; nitro, C₁-C₄ alkoxy-carbonyl; C₁-C₄ dialkylamino; C₁-C₄ alkylsulfonyl or phenyl, optionally substituted with one or two C₁-C₄ alkyl, C₁-C₄ alkoxy, halogen or haloalkyl; R₅ and R₆ are each hydrogen, C₁-C₄ alkyl; C₁-C₄ alkoxy, C₁-C₄ haloalkoxy; nitro, C₁-C₄ alkylsulfonyl or phenyl optionally substituted with one or two C₁-C₄ alkyl, C₁-C₄ alkoxy, halogen or haloalkyl; or any combination of these groups except when R₅ and R₆ are the same group, they are either both hydrogen or both C₁-C₄ alkyl; and when taken together, R₅ and R₆ may form a ring in which R₅R₆ are represented by the structure -(CH₂)_n- where n is an integer of 4 or 5, or when taken together, R₅ and R₆ may form a group =O or =NR₇, wherein R₇ is phenyl, C₁-C₄ alkyl, C₁-C₄ alkoxy, C₁-C₄ alkylamino;
 40 R₃, R₄, R₅ or R₆, when present on adjacent positions along with the atoms to which they are attached, form a ring and such R₃-R₆ pairs can be represented by the structure -(CH₂)_m- or -(CH)_m- where m is an integer of 3 or 4;
 with the provisos that in structures II, VI, X, XIV, and XVII, when X₁ is O or S, at least one of X₂ and X₄ may not be CR₄ or CR₅R₆; when X₄ is O or S, at least one of X₁ and X₄ may not be CR₄ or CR₅R₆; when X₂ is O or S, one of X₁ and X₄ may not be CR₄ or CR₅R₆; in structures IV, VIII, XII, XVI, and XX when Z₁ is O or S, Y₁ and Y₂ may not be CR₄ or CR₅R₆;
 45 \equiv represents a single bond between:
 X₁ and X₂ when either X₁ or X₂ is S, O, NR₃ or CR₅R₆;
 X₂ and X₃ in structures I, V, IX, XIII, and XVII when either X₂ or X₃ is O, S, NR₃ or CR₅R₆;
 50 X₃ and X₄ in structures I, V, IX, XIII, and XVII when either X₃ or X₄ is O, S, NR₃ or CR₅R₆;
 X₂ and X₄ in structures II, VI, X, XIV, and XVIII when either X₂ or X₄ is O, S, NR₃ or CR₅R₆;
 when one of X₁₋₄ is oxygen, the X₁₋₄ to which it is attached is N, NR₃, CR₄ or CR₅R₆;
 and in structure III, VII, XI, XV, XIX, XXIII when one of Z₁₋₂ is oxygen, the Z₁₋₂ to which it is attached is NR₃ or CR₅R₆;
 55 when B is COR₉ or SO₂R₁₀ and R₈ is hydrogen, then \equiv represents an aromatic bond, R₃ is C₁-C₄ alkyl, and R₄, R₅ and R₆ may not be halogen.
 Structure I-XX compounds also include tautomers thereof, agriculturally acceptable acid addition salts and other addition compounds thereof, the N-oxides thereof when A is COOR₈; and when R₁ and R₂ are not the

same, the optical isomers thereof.

6. A method according to Claim 5, wherein the fused heteropyridine compounds are pyranopyridines, pyrrolopyridines, pyrazolopyridines, imidazopyridines, oxazolopyridines, isoxazolopyridines, dithiolopyridines, dioxolopyridines, dioxinopyridines, dithiinopyridines, pyridopyridines (naphthyridines), thiopyranopyridines, oxazinopyridines, oxathiinopyridines, and thiazinopyridines; triazinopyridines, thiazolopyridines, isothiazolopyridines, oxathiolopyridines, thiadiazolopyridines, oxadiazolopyridines, triazolopyridines; and the dihydro and tetrahydro derivatives of these ring systems.

7. A method according to Claim 6, wherein R₁ is methyl or ethyl, R₂ is ethyl, propyl, isopropyl and when R₁ and R₂ are taken together, they represent a cyclohexyl ring, optionally substituted with methyl; R₃ is C₁-C₃ alkyl, C₁-C₄ alkoxy, allyloxy, CF₃O-, CF₂HO- or CF₃; R₄, R₅ and R₆ are each hydrogen, chlorine, bromine, C₁-C₃ alkyl, C₁-C₃ alkoxy, C₁-C₃ alkylthio, C₁-C₂ dialkylamino, or when R₅ and R₆ are taken together to form a group = O; A is COOR₇ wherein R₇ is hydrogen, C₁-C₄ alkyl, which may be interrupted by O or S, or is optionally substituted with C₁-C₄ alkoxy, halogen, hydroxy, C₃-C₆ cycloalkyl, benzyloxy, furyl, phenyl, furfuryl, halophenyl, C₁-C₄ alkylphenyl, C₁-C₄ alkoxyphenyl, nitrophenyl, carboxyl, C₁-C₄ alkoxycarbonyl, cyano or C₁-C₄ trialkylammonium; C₃-C₆ alkenyl, optionally substituted with one or two C₁-C₃ alkoxy, phenyl, halogen, C₃-C₆ cycloalkyl, optionally substituted with one or two C₁-C₃ alkyl groups; C₃-C₁₀ alkynyl, optionally substituted with phenyl, halogen, loweralkoxy, or a cation.

8. The compound according to Claim 7, wherein the compound is 3,4-dihydro-6-(4-isopropyl-4-methyl-5-oxo-2-imidazolin-2-yl)-2H-pyrano[3,2-b]pyridine-7-carboxylic acid, 7,8-dihydro-2-(4-isopropyl-4-methyl-5-oxo-2-imidazolin-2-yl)-5H-pyrano[4,3-b]pyridine-3-carboxylic acid, 3,4-dihydro-7-(4-isopropyl-4-methyl-5-oxo-2-imidazolin-2-yl)-2H-pyrano[2,3-b]pyridine-6-carboxylic acid, 3,4-dihydro-6-(4-isopropyl-4-methyl-5-oxo-2-imidazolin-2-yl)-2H-thiopyrano[3,2-b]pyridine-7-carboxylic acid, 3,4-dihydro-7-(4-isopropyl-4-methyl-5-oxo-2-imidazolin-2-yl)-2H-thiopyrano[2,3-b]pyridine-6-carboxylic acid, 2,3-dihydro-6-(4-isopropyl-4-methyl-5-oxo-2-imidazolin-2-yl)-1-methyl-1H-pyrrolo[2,3-b]pyridine-5-carboxylic acid, 2,3-dihydro-6-(4-isopropyl-4-methyl-5-oxo-2-imidazolin-2-yl)-p-dioxino[2,3-b]pyridine-7-carboxylic acid, 1-(methoxy)-5-(4-isopropyl-4-methyl-5-oxo-2-imidazolin-2-yl)-1H-pyrrolo[3,2-b]pyridine-6-carboxylic acid, 1-(allyloxy)-5-(4-isopropyl-4-methyl-5-oxo-2-imidazolin-2-yl)-1H-pyrrolo[3,2-b]pyridine-6-carboxylic acid, 3-chloro-6-(4-isopropyl-4-methyl-5-oxo-2-imidazolin-2-yl)-1-methyl-1H-pyrrolo[2,3-b]pyridine-5-carboxylic acid, 3-chloro-5-(4-isopropyl-4-methyl-5-oxo-2-imidazolin-2-yl)-1-methoxy-1H-pyrrolo[3,2-b]pyridine-6-carboxylic acid, 5-(4-1H-pyrazolo[4,3-b]pyridine-6-carboxylic acid, 6-(4-isopropyl-4-methyl-5-oxo-2-imidazolin-2-yl)-1-methyl-1H-pyrazolo[3,4-b]pyridine-5-carboxylic acid, 2-(4-isopropyl-4-methyl-5-oxo-2-imidazolin-2-yl)-1,8-naphthyridine-3-carboxylic acid, 6-(4-isopropyl-4-methyl-5-oxo-2-imidazolin-2-yl)-1,3-dimethyl-1H-pyrazolo[3,4-b]pyridine-5-carboxylic acid, 5-(4-isopropyl-4-methyl-5-oxo-2-imidazolin-2-yl)-1-methoxy-1H-pyrazolo[3,2-b]pyridine-6-carboxylic acid, 6-(4-isopropyl-4-methyl-5-oxo-2-imidazolin-2-yl)-1-methyl-1H-pyrrolo[2,3-b]pyridine-5-carboxylic acid and 5-(4-isopropyl-4-methyl-5-oxo-2-imidazolin-2-yl)-1-methyl-1H-pyrrolo[3,2-b]pyridine-6-carboxylic acid.

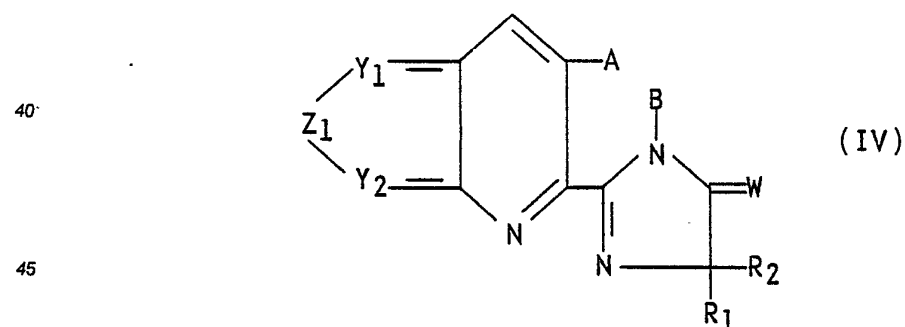
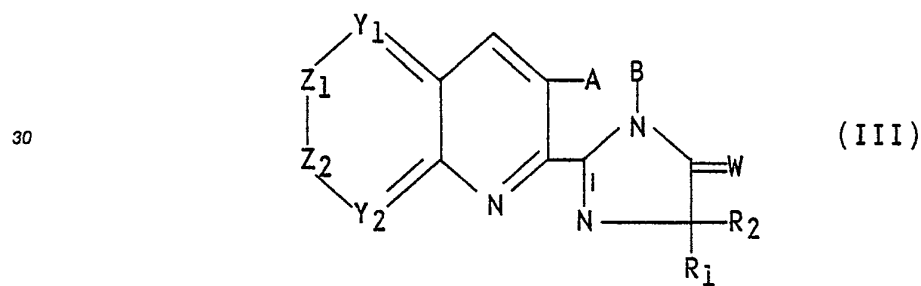
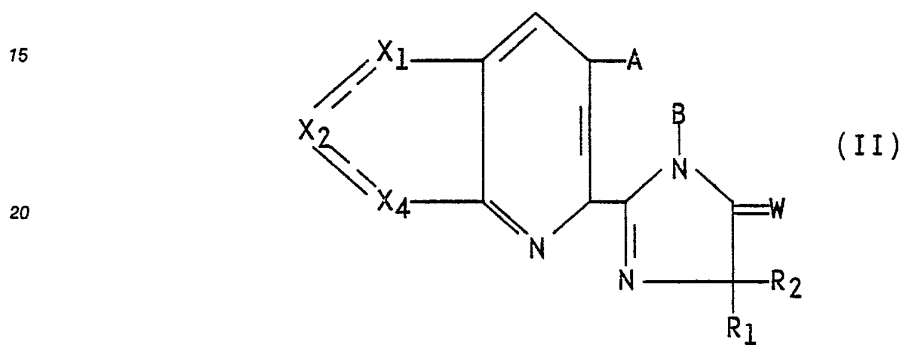
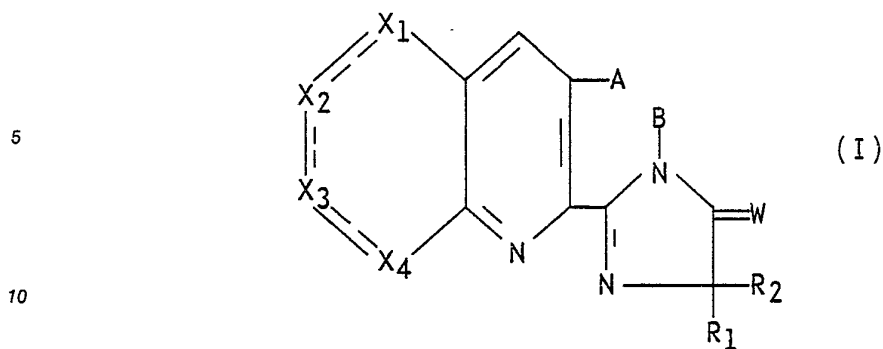
9. A method for the preparation of herbicidal (2-imidazolin-2-yl) fused heteropyridine compounds having structures I to IV below

40

45

50

55



wherein A is COOH;

50 B is H, COR₉ or SO₂R₁₀, R₉ is C₁-C₁₁ alkyl, chloromethyl, C₁-C₄ loweralkoxy or phenyl, optionally substituted with one chloro, one nitro, one methyl, or one methoxy group; R₁₀ is C₁-C₅ alkyl, phenyl, or phenyl optionally substituted with one methyl, halogen, nitro, or C₁-C₄ alkoxy;

R₁ is C₁-C₄ alkyl;

R₂ is C₁-C₄ alkyl or C₃-C₆ cycloalkyl;

55 and when taken together with the carbon to which they are attached, R₁ and R₂ may represent C₃-C₆ cycloalkyl, optionally substituted with methyl;

≡ represents a single or double bond;

W is O or S;

X₁, X₂, X₃ and X₄ are any combination of from zero to three CR₄ or CR₅R₆; from zero to three N or NR₃ and

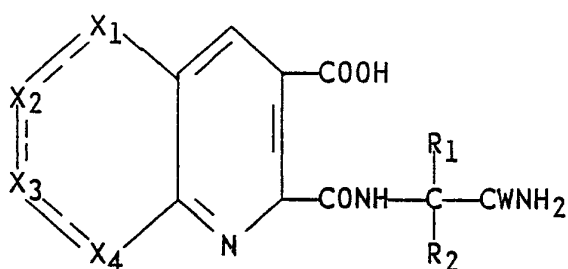
from zero to two O or S; Y_1 and Y_2 are N or CR_4 , and are the same or different; Z_1 and Z_2 are O, S, NR_3 or CR_5R_6 , and are the same or different, with the proviso that at least one of X_{1-4} , Y_{1-2} , or Z_{1-2} is a heteroatom in each of Structure I-IV compounds;

R_3 is C_1-C_4 alkyl, which may be optionally substituted with phenyl or one or more halogens; C_3-C_6 alkenyl, optionally substituted with phenyl or one or more halogens; C_3-C_6 alkynyl, optionally substituted with phenyl or halogen; C_1-C_4 alkoxy, optionally substituted with phenyl or one or more halogens; C_3-C_6 alkenyloxy, optionally substituted with phenyl or one or more halogens; C_3-C_6 alkynyloxy optionally substituted with halogen or phenyl or C_2-C_6 alkanoyloxy, optionally substituted with halogen or phenyl;

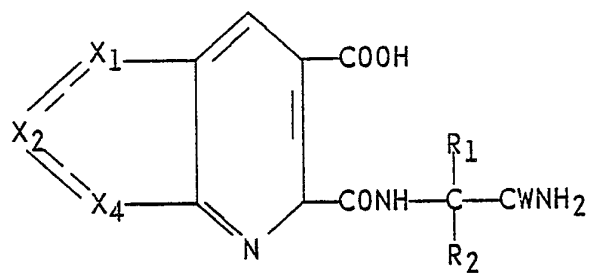
R_4 is hydrogen, halogen, C_1-C_6 alkyl; C_1-C_4 alkoxy; C_2-C_6 alkanoyloxy; C_1-C_4 alkylthio; phenoxy; C_1-C_4 haloalkyl; C_1-C_4 haloalkoxy; nitro, C_1-C_4 alkoxycarbonyl; C_1-C_4 dialkylamino; C_1-C_4 alkylsulfonyl or phenyl, optionally substituted with one or two C_1-C_4 alkyl, C_1-C_4 alkoxy, halogen or haloalkyl; R_5 and R_6 are each hydrogen, C_1-C_4 alkyl; C_1-C_4 alkoxy, C_1-C_4 haloalkoxy; nitro, C_1-C_4 alkylsulfonyl or phenyl, optionally substituted with one or two C_1-C_4 alkyl, C_1-C_4 alkoxy, halogen or haloalkyl; or any combination of these groups except when R_5 and R_6 are the same group, they are either both hydrogen or both C_1-C_4 alkyl; and when taken together, R_5 and R_6 may form a ring in which R_5R_6 are represented by the structure $-(CH_2)_n-$ where n is an integer of 4 or 5, or when taken together, R_5 and R_6 may form a group $=O$ or $=NR_7$, wherein R_7 is phenyl, C_1-C_4 alkyl, C_1-C_4 alkoxy, C_1-C_4 alkylamino;

R_3 , R_4 , R_5 or R_6 when present on adjacent positions may, with the atoms to which they are attached, form a ring and such R_3-R_6 pairs can be represented by the structure $-(CH_2)_m-$ or $-(CH)_m-$ where m is an integer of 3 or 4;

comprising, reacting compounds having the structures



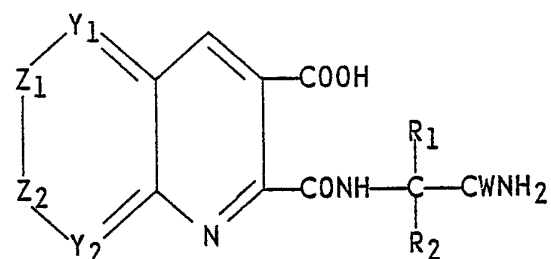
5



(XXII)

10

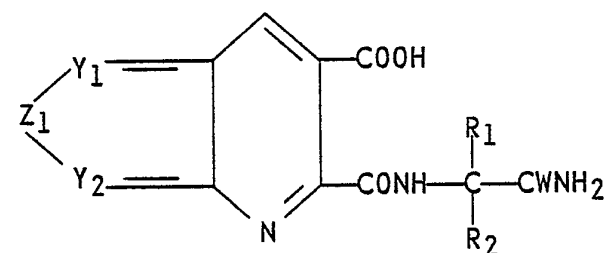
15



(XXIII)

20

25



(XXIV)

30

35

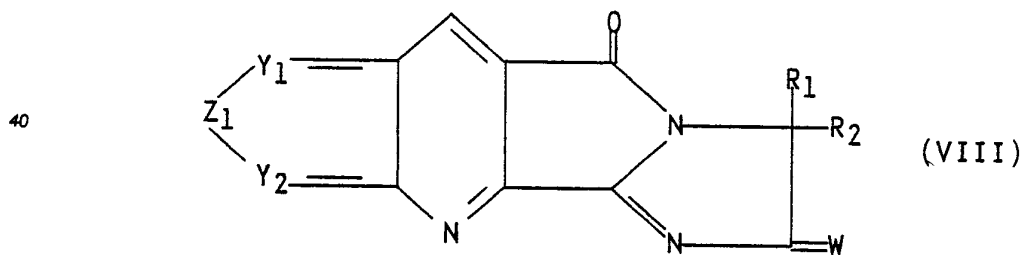
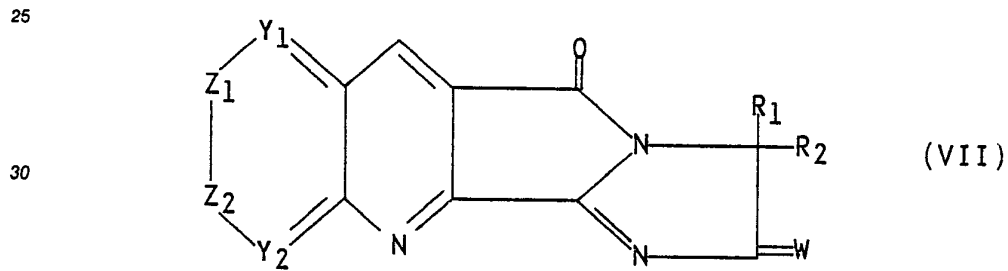
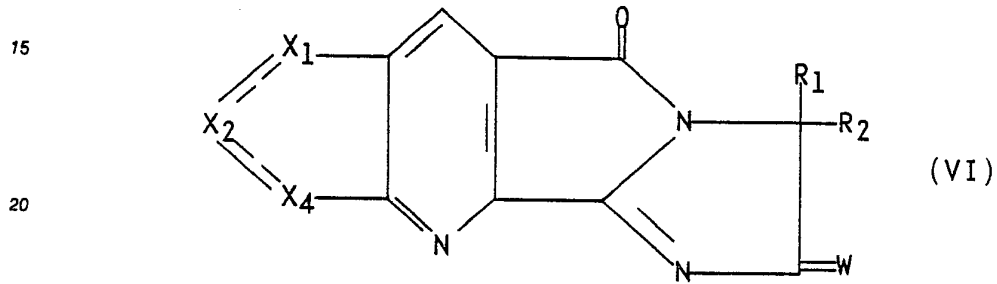
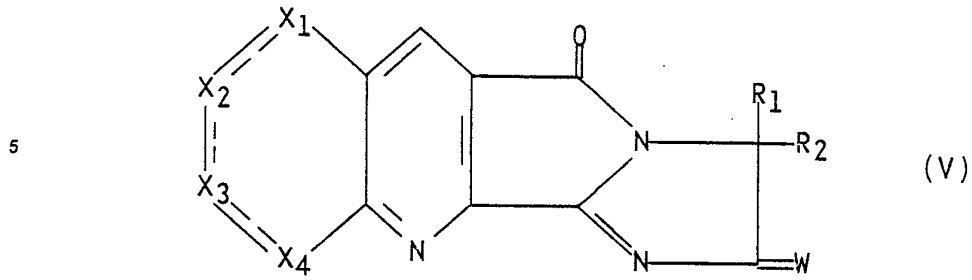
wherein X_1 , X_2 , X_3 , X_4 , Y_1 , Y_2 , Z_1 , Z_2 , R_1 , R_2 and W are as described above; with 2 to 20 moles of an aqueous or aqueous C₁-C₄ alcoholic solution of sodium or potassium hydroxide per mole of formula XXI-XXIV compound, at a temperature of 25 to 100°C, acidifying the thus-formed reaction mixture to a pH between two and four with hydrochloric acid or sulfuric acid, extracting the acidified reaction mixture with an organic solvent and separating the solvent from reaction mixture to obtain the formula I-IV acid product or treating it with one to three equivalents of acetic anhydride in pyridine, to form a formula V-VIII imidazopyrrolheteropyridinedione

40

45

50

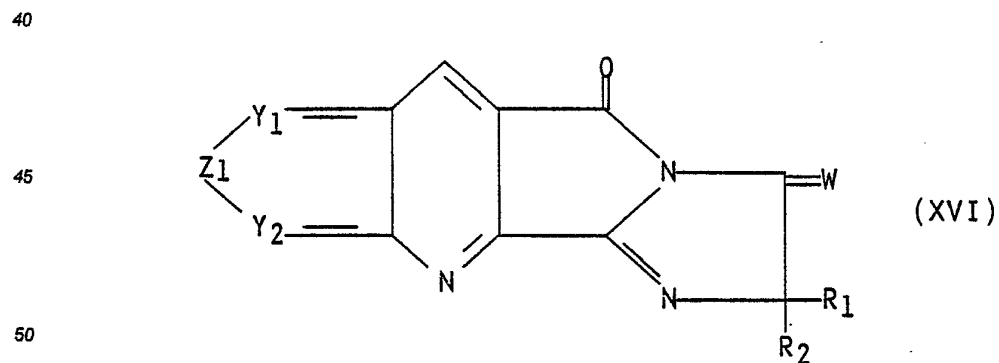
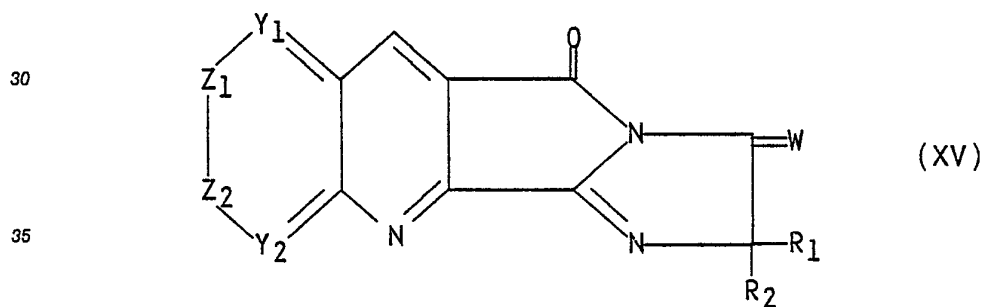
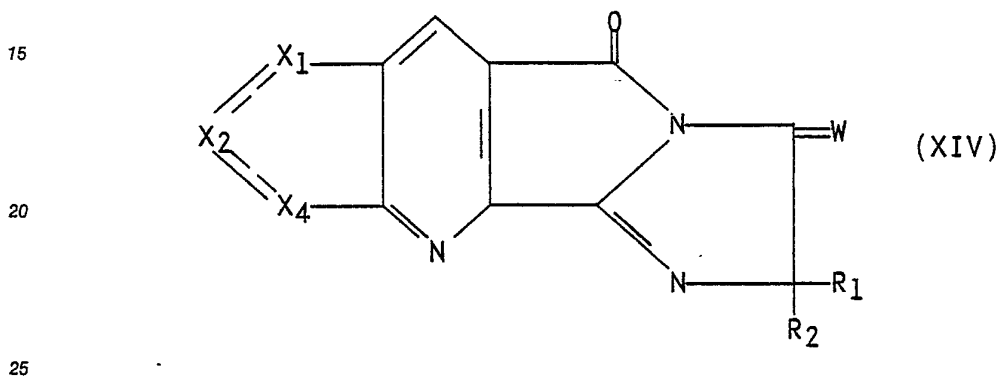
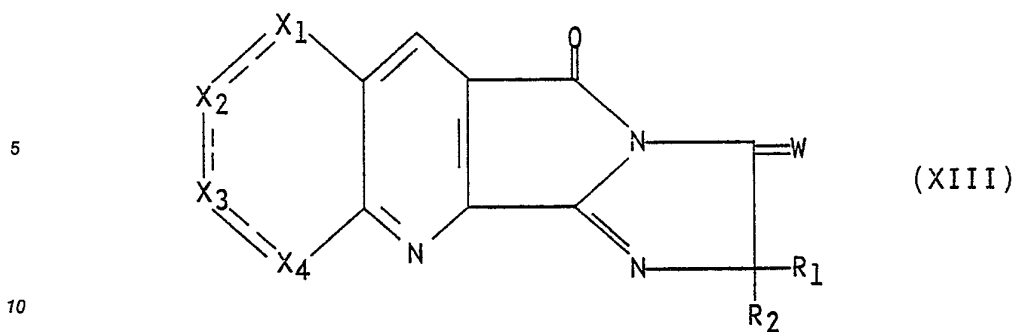
55



45 wherein X₁, X₂, X₃, X₄, Y₁, Y₂, Z₁, Z₂, R₁, R₂ and W are as described above; or treating the formula I-IV acid product with one equivalent of dicyclohexylcarbodiimide in an inert solvent to form a formula XIII to XVI imidazopyrroloheteropyridinedione

50

55



wherein X_1 , X_2 , X_3 , X_4 , Y_1 , Y_2 , Z_1 , Z_2 , R_1 , R_2 and W are as described above; and reacting the formula V to VII or XIII to XVI imidazopyrroloheteropyridinedione with an alcohol and corresponding alkali metal alkoxide at a temperature ranging between about 20°C and about 50°C, to obtain esters of formula I to IV acid products.



| DOCUMENTS CONSIDERED TO BE RELEVANT | | | EP 86115920.0 |
|---|---|--|--|
| Category | Citation of document with indication, where appropriate, of relevant passages | Relevant to claim | CLASSIFICATION OF THE APPLICATION (Int. Cl. 4) |
| A | EP - A2 - 0 095 104 (AM.CYANAMID) * Claim 1; page 5 * -- | 1, 5, 9 | C 07 D 471/04 C 07 D 491/052 C 07 D 491/22 |
| A | EP - A1 - 0 142 718 (AM.CYANAMID) * Claim 1; page 7, lines 1-10 * ---- | 1 | C 07 D 495/C4 C 07 D 498/C4 A 01 N 43/30 |
| | | | TECHNICAL FIELDS SEARCHED (Int. Cl. 4) |
| | | | C 07 D 471/00 C 07 D 491/00 C 07 D 495/00 C 07 D 498/00 |
| The present search report has been drawn up for all claims | | | |
| Place of search VIENNA | | Date of completion of the search 06-03-1987 | Examiner HOCHHAUSER |
| CATEGORY OF CITED DOCUMENTS X : particularly relevant if taken alone Y : particularly relevant if combined with another document of the same category A : technological background O : non-written disclosure P : intermediate document T : theory or principle underlying the invention E : earlier patent document, but published on, or after the filing date D : document cited in the application L : document cited for other reasons & : member of the same patent family, corresponding document | | | |