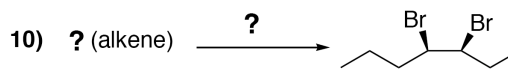
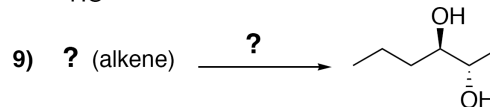
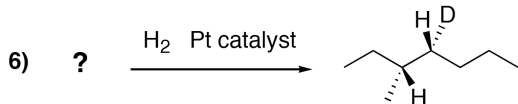
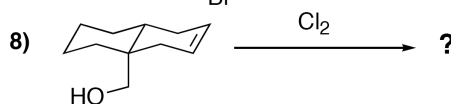
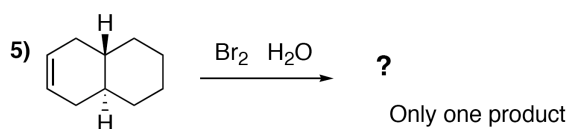
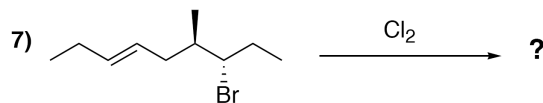
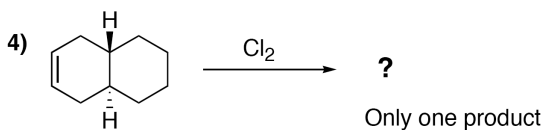
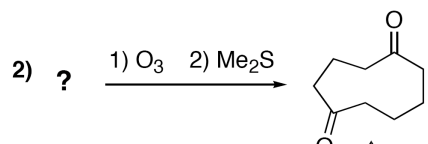
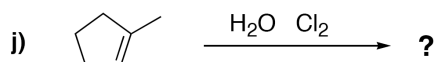
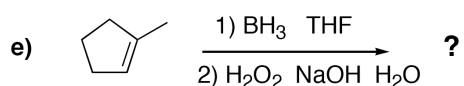
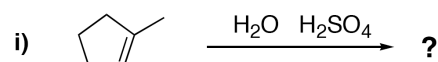
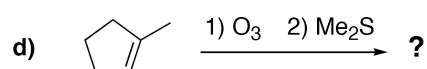
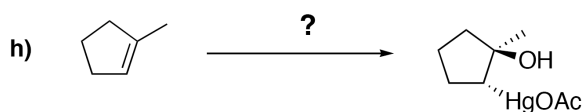
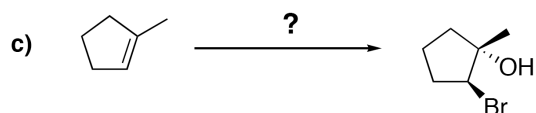
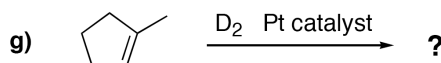
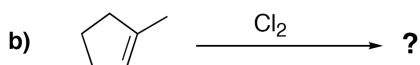
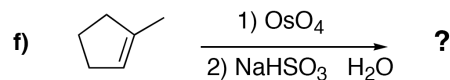
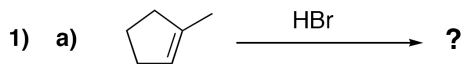


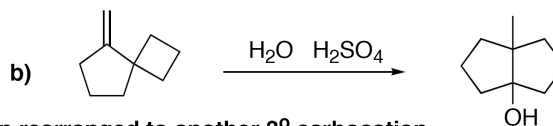
Name: \_\_\_\_\_

May 9, 2011

PEERS Workshop  
Chemistry 30A  
Worksheet 10








11) Draw mechanisms for these reactions:



12) For #11b, explain why one 3° carbocation rearranged to another 3° carbocation.

13. For the following set of alkenes below, draw the product(s) formed under each of the reaction conditions listed below.

1	2	3	4	5
				

a. HBr

b. Br<sub>2</sub>

c. Br<sub>2</sub>, H<sub>2</sub>O

d. Br<sub>2</sub>, EtOH

e. (A) BH<sub>3</sub>, THF; (B) H<sub>2</sub>O<sub>2</sub>, NaOH, H<sub>2</sub>O

f. (A) Hg(OAc)<sub>2</sub>, H<sub>2</sub>O; (B) NaBH<sub>4</sub>

g. (A) O<sub>3</sub>; (B) DMS